



Department of the Treasury
Internal Revenue Service

Publication 596

Cat. No. 15173A

Earned Income Credit (EIC)







For use in preparing **2004** Returns

ARE YOU
ELIGIBLE

Look inside for...

- Detailed Examples
- Eligibility Requirements
- Advance EIC in Your Paycheck
- Worksheet 1 To Figure Investment Income

TABLE OF CONTENTS

Introduction—<i>Begin Here</i>	1
<ul style="list-style-type: none">• Table 1. Earned Income Credit in a Nutshell• Do I need this publication?• What's new• Reminders	
 Chapter 1. Rules for Everyone	6
<ul style="list-style-type: none">• Your adjusted gross income cannot be more than the limit• You must have a valid social security number• Your filing status cannot be “Married filing separately”• You must be a U.S. citizen or resident alien all year• You cannot file Form 2555 or Form 2555-EZ• Your investment income must be \$2,650 or less• You must have earned income	
 Chapter 2. Rules If You Have a Qualifying Child	13
<ul style="list-style-type: none">• Your child must meet the relationship, age, and residency tests• Your qualifying child cannot be used by more than one person to claim the EIC• You cannot be a qualifying child of another person	
 Chapter 3. Rules If You Do Not Have a Qualifying Child	20
<ul style="list-style-type: none">• You must be at least age 25 but under age 65• You cannot be the dependent of another person• You cannot be a qualifying child of another person• You must have lived in the United States more than half of the year	
 Chapter 4. Figuring and Claiming the EIC	22
<ul style="list-style-type: none">• Earned income and limit• IRS will figure the EIC for you• How to figure the EIC yourself	
 Chapter 5. Disallowance of the EIC	26
<ul style="list-style-type: none">• Special procedures to follow if the IRS has previously denied your EIC	
 Chapter 6. Advance Payment of EIC in 2005	28
<ul style="list-style-type: none">• How to get EIC in your paycheck now	
 Chapter 7. Detailed Examples	31
<ul style="list-style-type: none">• Four examples with sample filled-in schedule and worksheets	
Appendix	42
<ul style="list-style-type: none">• 2004 Earned Income Credit Table• How To Get Tax Help• Index• EIC Eligibility Checklist	

Introduction – Begin Here

What is the EIC?

The earned income credit (EIC) is a tax credit for certain people who work and have earned income under \$35,458. A tax credit usually means more money in your pocket. It reduces the amount of tax you owe. The EIC may also give you a refund.

Can I Claim the EIC?

To claim the EIC, you must meet certain rules. These rules are summarized in Table 1.

Table 1. **Earned Income Credit in a Nutshell**

First, you must meet all the rules in this column.		Second, you must meet all the rules in <i>one</i> of these columns, whichever applies.		Third, you must meet the rule in this column.
Chapter 1. Rules for Everyone		Chapter 2. Rules If You Have a Qualifying Child	Chapter 3. Rules If You Do Not Have a Qualifying Child	Chapter 4. Figuring and Claiming the EIC
<p>1. Your adjusted gross income (AGI) must be less than:</p> <ul style="list-style-type: none"> •\$34,458 (\$35,458 for married filing jointly) if you have more than one qualifying child, •\$30,338 (\$31,338 for married filing jointly) if you have one qualifying child, or •\$11,490 (\$12,490 for married filing jointly) if you do not have a qualifying child. (See page 6.) 	<p>2. You must have a valid social security number. (See page 6.)</p> <p>3. Your filing status cannot be “Married filing separately.” (See page 7.)</p> <p>4. You must be a U.S. citizen or resident alien all year. (See page 7.)</p> <p>5. You cannot file Form 2555 or Form 2555-EZ (relating to foreign earned income). (See page 8.)</p> <p>6. Your investment income must be \$2,650 or less. (See page 8.)</p> <p>7. You must have earned income. (See page 10.)</p>	<p>8. Your child must meet the relationship, age, and residency tests. (See page 13.)</p> <p>9. Your qualifying child cannot be used by more than one person to claim the EIC. (See page 17.)</p> <p>10. You cannot be a qualifying child of another person. (See page 19.)</p>	<p>11. You must be at least age 25 but under age 65. (See page 20.)</p> <p>12. You cannot be the dependent of another person. (See page 20.)</p> <p>13. You cannot be a qualifying child of another person. (See page 21.)</p> <p>14. You must have lived in the United States more than half of the year. (See page 21.)</p>	<p>15. Your earned income must be less than:</p> <ul style="list-style-type: none"> •\$34,458 (\$35,458 for married filing jointly) if you have more than one qualifying child, •\$30,338 (\$31,338 for married filing jointly) if you have one qualifying child, or •\$11,490 (\$12,490 for married filing jointly) if you do not have a qualifying child. (See page 22.)

Do I Need This Publication?

Certain people who file Form 1040 must use Worksheet 1 in this publication, instead of *Step 2* in their Form 1040 instructions, when they are checking whether they can take the EIC. You are one of those people if any of the following statements are true for 2004.

- You are filing Schedule E (Form 1040).
- You are reporting income or a loss from the rental of personal property not used in a trade or business.
- You are reporting income on Form 1040, line 21, from Form 8814 (relating to election to report child's interest and dividends).
- You are reporting an amount on Form 1040, line 13, that includes an amount from Form 4797.

In addition, if you are the parent of a kidnapped child, you may need to read *Rule 8* in this publication to find out if you can claim the EIC.

If none of the statements above apply to you, your tax form instructions have all the information you need to find out if you can claim the EIC and to figure the amount of your EIC. You do not need this publication. But you can read it to find out whether you can take the EIC and to learn more about the EIC.

How Do I Figure the Amount of EIC?

If you can claim the EIC, you can either have the IRS figure the amount of your credit, or you can figure it yourself. To figure it yourself, you can complete a worksheet in the instructions for the form you file. To find out how to have the IRS figure it for you, see chapter 4.

How Can I Quickly Locate Specific Information?

You can use the index to look up specific information. In most cases, index entries will point you to headings, tables, or a worksheet.

How Can I Get EIC in My Paycheck in 2005?

You may prefer to get some of next year's EIC throughout the year, rather than wait and get EIC after you file your tax return. Chapter 6 explains advance payment of EIC and tells how, if you have a qualifying child, you may be able to get some of the EIC in your paycheck in 2005.

What's New

Earned income amount is more. The maximum amount of income you can earn and still get the credit has increased. You may be able to take the credit if:

- You have more than one qualifying child and you earned less than \$34,458 (\$35,458 if married filing jointly),
- You have one qualifying child and you earned less than \$30,338 (\$31,338 if married filing jointly), or
- You do not have a qualifying child and you earned less than \$11,490 (\$12,490 if married filing jointly).

Your adjusted gross income also must be less than the amount in the above list that applies to you. For details, see *Rules 1* and *15*.

Investment income amount is more. The maximum amount of investment income you can have and still get the credit has increased to \$2,650. See *Rule 6*.

Form 8836. If you received Form 8836, Qualifying Children Residency Statement, you have been selected to participate in the EIC certification pilot program. File the form with the IRS, following the form instructions, to show that your child met the residency test described in *Rule 8*. If you did not receive the form, you do not need to get it or file it. You have to file Form 8836 only if it was mailed to you.

Nontaxable combat pay election. You can now elect to have your nontaxable combat pay included in earned income for the earned income credit. For details, see *Rule 7* and *Rule 15*.

Reminders

Increased EIC on certain joint returns. A married person filing a joint return may get more EIC than someone with the same income but a different filing status. As a result, the EIC table has different columns for married persons filing jointly than for everyone else. When you look up your EIC in the EIC Table, be sure to use the correct column for your filing status and the number of children you have.

Reporting advance payments of EIC received in 2004. If you received advance payments of EIC in 2004, you must file Form 1040 or Form 1040A to report the payments. Your Form W-2, box 9, (as shown in Figure 1) will show the amount you received. Report the amount on line 60 (Form 1040) or line 37 (Form 1040A).

Figure 1. Reporting Advance EIC

a Control number		OMB No. 1545-0008		Visit the IRS website at www.irs.gov .	
b Employer identification number			2 Federal income tax withheld		
c Employer's name, address, and ZIP code			5 Medicare taxes		6 Medicare tax withheld
			7 Social Security taxes		8 Allocated tips
			9 Advance EIC payment		10 Dependent care benefits
d Employee's social security number			11 Nonqualified plans		
e Employee's first name and initial Last name			13 Statutory employee <input type="checkbox"/> Retirement plan <input type="checkbox"/> Third-party sick pay <input type="checkbox"/>		12a See instructions for box 12
			14 Other		12b
					12c
					12d
f Employee's address and ZIP code			16 State wages, tips, etc.		
15 State	Employer's state ID number	17 State income tax	18 Local wages, tips, etc.	19 Local income tax	20 Locality name

Form **W-2 Wage and Tax Statement** 2004 Department of the Treasury—Internal Revenue Service
 Copy B—To Be Filed With Employee's FEDERAL Tax Return. This information is being furnished to the Internal Revenue Service.

Earned income credit has no effect on certain welfare benefits. Any refund you receive because of the EIC and any advance EIC payments you receive will not be considered income when determining whether you are eligible for the following benefit programs, or how much you can receive from these programs. However, if the amounts you receive are not spent within a certain period of time, they may count as an asset (or resource) and affect your eligibility.

- Medicaid and supplemental security income (SSI).
- Food stamps.
- Low-income housing.

Temporary assistance for needy families (TANF) benefits may be affected. Please check with your state.

Disallowed EIC. If you claim the EIC and it is later disallowed, you may have to complete an additional form if you want to claim the credit in a later year. See chapter 5 for more information.

EIC questioned by IRS. The IRS may ask you to provide documents to prove you are entitled to claim the EIC. We will tell you what documents to send us. These may include: birth certificates, school records, medical records, etc. We will also send you a letter with the name, address, and telephone number of the IRS employee assigned to your case. The process of establishing your eligibility will delay your refund.

Spanish version of Publication 596. You can order Publicación 596SP, Crédito por Ingreso del Trabajo, from the IRS. It is a Spanish translation of Publication 596. See *How To Get Tax Help* in the *Appendix* to find out how to order this and other IRS forms and publications.

Photographs of missing children. The Internal Revenue Service is a proud partner with the National Center for Missing and Exploited Children. Photographs of missing children selected by the Center may appear in this publication on pages that would otherwise be blank. You can help bring these children home by looking at the photographs and calling 1-800-THE-LOST (1-800-843-5678) if you recognize a child.

Comments and suggestions. We welcome your comments about this publication and your suggestions for future editions.

You can write to us at the following address:

Internal Revenue Service
Individual Forms and Publications Branch
SE:W:CAR:MP:T:I
1111 Constitution Ave. NW
Washington, DC 20224

We respond to many letters by telephone. Therefore, it would be helpful if you would include your daytime phone number, including the area code, in your correspondence.

You can email us at **taxforms@irs.gov*. (The asterisk must be included in the address.)

Please put “Publications Comment” on the subject line. Although we cannot respond individually to each email, we do appreciate your feedback and will consider your comments as we revise our tax products.

Tax questions. If you have a tax question, visit *www.irs.gov* or call 1-800-829-1040. We cannot answer tax questions at either of the addresses listed above.

Ordering forms and publications. Visit *www.irs.gov/formspubs* to download forms and publications, call 1-800-829-3676, or write to one of the three addresses shown under *How To Get Tax Help* in the back of this publication.

Chapter 1. Rules for Everyone



This chapter discusses Rules 1 through 7. You must meet all seven rules to qualify for the earned income credit. If you do not meet all seven rules, you cannot get the credit and you do not need to read the rest of the publication.

If you meet all seven rules in this chapter, then read either chapter 2 or chapter 3 (whichever applies) for more rules you must meet.

Rule 1. AGI Limits

Rule 1 Your Adjusted Gross Income (AGI) Must Be Less Than:

- \$34,458 (\$35,458 for married filing jointly) if you have more than one qualifying child,
- \$30,338 (\$31,338 for married filing jointly) if you have one qualifying child, or
- \$11,490 (\$12,490 for married filing jointly) if you do not have a qualifying child.

Adjusted gross income (AGI). AGI is the amount on line 4 of Form 1040EZ, line 22 of Form 1040A, or line 37 of Form 1040.

If your AGI is equal to or more than the applicable limit listed above, you cannot claim the EIC. You do not need to read the rest of this publication.

Example: AGI exceeds limit

Example. Your AGI is \$30,500, you are single, and you have one qualifying child. You cannot claim the EIC because your AGI is not less than \$30,338. However, if your filing status was married filing jointly, you might be able to claim the EIC because your AGI is less than \$31,338.

Community property. If you are married, but qualify to file as head of household under special rules for married taxpayers living apart (see *Rule 3*), and live in a state that has community property laws, your AGI includes that portion of both your and your spouse's wages that you are required to include in gross income. This is different from the community property rules that apply under *Rule 7*.

Rule 2. Social Security Number (SSN)

Rule 2 You Must Have a Valid Social Security Number (SSN)

Valid SSN. To claim the EIC, you (and your spouse, if filing a joint return) must have a valid SSN issued by the Social Security Administration (SSA). Any qualifying child listed on Schedule EIC also must have a valid SSN. (See *Rule 8* if you have a qualifying child.)

If your social security card (or your spouse's, if filing a joint return) says "Not valid for employment" and your SSN was issued so that you (or your spouse) could get a federally funded benefit, you cannot get the EIC. An example of a federally funded benefit is Medicaid. If you have a card with the legend "Not valid for employment" and your immigration status has changed so that you are now a U.S. citizen or permanent resident, ask the SSA for a new social security card without the legend. If you get the new card after you have already filed your return, you can file an amended return on Form 1040X, Amended U. S. Individual Income Tax Return, to claim the EIC.

U.S. citizen. If you were a U.S. citizen when you received your SSN, you have a valid SSN.

Valid for work only with INS authorization or DHS authorization. If your social security card reads “Valid for work only with INS authorization” or “Valid for work only with DHS authorization,” you have a valid SSN.

SSN missing or incorrect. If an SSN for you or your spouse is missing from your tax return or is incorrect, you may not get the EIC.

Other taxpayer identification number. You cannot get the EIC if, instead of an SSN, you (or your spouse, if filing a joint return) have an individual taxpayer identification number (ITIN). ITINs are issued by the Internal Revenue Service to noncitizens who cannot get an SSN.

No SSN. If you do not have a valid SSN, put “No” next to line 65a (Form 1040), line 41a (Form 1040A), or line 8a (Form 1040EZ). You cannot claim the EIC.

Getting an SSN. If you (or your spouse, if filing a joint return) do not have an SSN, you can apply for one by filing Form SS-5 with the Social Security Administration.

Filing deadline approaching and still no SSN. If the filing deadline is approaching and you still do not have an SSN, you have two choices.

1. Request an automatic 4-month extension of time to file your return. You can get this extension by filing Form 4868, Application for Automatic Extension of Time to File U.S. Individual Income Tax Return. For more information, see the instructions for Form 4868.
2. File the return on time without claiming the EIC. After receiving the SSN, file an amended return, Form 1040X, claiming the EIC. Attach a filled-in Schedule EIC, Earned Income Credit, if you have a qualifying child.

Rule 3.
Married Person’s Filing Status

Rule 3 Your Filing Status Cannot Be “Married Filing Separately”

If you are married, you usually must file a joint return to claim the EIC. Your filing status cannot be “Married filing separately.”

Spouse did not live with you. If you are married and your spouse did not live in your home at any time during the last 6 months of the year, you may be able to file as head of household, instead of married filing separately. In that case, you may be able to claim the EIC. For detailed information about filing as head of household, see Publication 501, Exemptions, Standard Deduction, and Filing Information.

Rule 4.
Nonresident Alien

Rule 4 You Must Be a U.S. Citizen or Resident Alien All Year

You cannot claim the earned income credit if you are a nonresident alien for any part of the year, unless:

1. You are married to a U.S. citizen or a resident alien, and
2. You choose to be treated as a resident for all of 2004 by filing a joint return. If you need more information on making this choice, get Publication 519, U.S. Tax Guide for Aliens.

Note. If you make the choice in (2) above, you and your spouse are taxed on your worldwide income. You cannot claim any tax treaty benefits as a resident of a foreign country during a tax year in which the choice is in effect.

Rule 5.
Foreign Earned Income

Rule 5 **You Cannot File Form 2555 or Form 2555-EZ**

You cannot claim the earned income credit if you file Form 2555, Foreign Earned Income, or Form 2555-EZ, Foreign Earned Income Exclusion. You file these forms to exclude income earned in foreign countries from your gross income, or to deduct or exclude a foreign housing amount. U.S. possessions are not foreign countries. See Publication 54, Tax Guide for U.S. Citizens and Resident Aliens Abroad, for more detailed information.

Rule 6.
Investment Income

Rule 6 **Your Investment Income Must Be \$2,650 or Less**

You cannot claim the earned income credit unless your investment income is \$2,650 or less. If your investment income is more than \$2,650, you cannot claim the credit.

Form 1040EZ. If you file Form 1040EZ, your investment income is the total of the amount on line 2 and the amount of any tax-exempt interest you wrote to the right of the words "Form 1040EZ" on line 2.

Form 1040A. If you file Form 1040A, your investment income is the total of the amounts on lines 8a (taxable interest), 8b (tax-exempt interest), 9a (ordinary dividends), and 10 (capital gain distributions) on that form.

Form 1040. If you file Form 1040, use Worksheet 1, on the next page, to figure your investment income.



Worksheet 1: Investment Income If You Are Filing Form 1040

**Interest and Dividends**

- | | | | |
|----|--|----|-------|
| 1. | Enter any amount from Form 1040, line 8a. | 1. | _____ |
| 2. | Enter any amount from Form 1040, line 8b, plus any amount on Form 8814, line 1b. | 2. | _____ |
| 3. | Enter any amount from Form 1040, line 9a. | 3. | _____ |
| 4. | Enter the amount from Form 1040, line 21, that is from Form 8814 if you are filing that form to report your child's interest and dividend income on your return. (See instructions below for line 4 if your child received an Alaska Permanent Fund dividend.) | 4. | _____ |

Capital Gain Net Income

- | | | | |
|----|---|----|-------|
| 5. | Enter the amount from Form 1040, line 13. If the amount on that line is a loss, enter -0-. | 5. | _____ |
| 6. | Enter any gain from Form 4797, Sales of Business Property, line 7. If the amount on that line is a loss, enter -0-. (But, if you completed lines 8 and 9 of Form 4797, enter the amount from line 9 instead.) | 6. | _____ |
| 7. | Subtract line 6 of this worksheet from line 5 of this worksheet. (If the result is less than zero, enter -0-.) | 7. | _____ |

Royalties and Rental Income from Personal Property

- | | | | |
|-----|--|-----|-------|
| 8. | Enter any royalty income from Schedule E, line 4, plus any income from the rental of personal property shown on Form 1040, line 21. | 8. | _____ |
| 9. | Enter any expenses from Schedule E, line 21, related to royalty income, plus any expenses from the rental of personal property deducted on Form 1040, line 35. | 9. | _____ |
| 10. | Subtract the amount on line 9 of this worksheet from the amount on line 8. (If the result is less than zero, enter -0-.) | 10. | _____ |

Passive Activities

- | | | | |
|-----|---|-----|-------|
| 11. | Enter the total of any net income from passive activities (included on Schedule E, lines 26, 29a (col. (g)), 34a (col. (d)), and 40). (See instructions below for lines 11 and 12.) | 11. | _____ |
| 12. | Enter the total of any losses from passive activities (included on Schedule E, lines 26, 29b (col. (f)), 34b (col. (c)), and 40). (See instructions below for lines 11 and 12.) | 12. | _____ |
| 13. | Combine the amounts on lines 11 and 12 of this worksheet. (If the result is less than zero, enter -0-.) | 13. | _____ |
| 14. | Add the amounts on lines 1, 2, 3, 4, 7, 10, and 13. Enter the total. This is your Investment Income. | 14. | _____ |
| 15. | Is the amount on line 14 more than \$2,650?
<input type="checkbox"/> Yes. You cannot take the credit.
<input type="checkbox"/> No. Go to Question 5 in Step 2 of your Form 1040 instructions to find out if you can take the credit (unless you are using this publication to find out if you can take the credit; in that case, go to <i>Rule 7</i> , next). | | |

Instructions for line 4 if your child received Alaska Permanent Fund dividends. To figure the amount to enter on line 4, start with the amount on line 6 of Form 8814. Multiply that amount by a percentage that is equal to any Alaska Permanent Fund dividends divided by the total amount of interest and dividend income on lines 1a and 2 of Form 8814. Subtract the result from the amount on line 6 of Form 8814.

Example. Your 10-year-old child has taxable interest income of \$1,500 and an Alaska Permanent Fund dividend of \$1,100. You choose to report this income on your return. You enter \$1,500 on line 1a of Form 8814, \$1,100 on line 2, and \$2,600 on line 4. You enter \$1,000 on line 6 of Form 8814 and line 21 of Form 1040. You figure the amount to enter on line 4 of this worksheet as follows:
 $\$1,000 - (\$1,000 \times (\$1,100 \div \$2,600)) = \$577$.

Instructions for lines 11 and 12. In figuring the amount to enter on lines 11 and 12, do not take into account any royalty income (or loss) included on line 26 of Schedule E or any amount included in your earned income. To find out if the income on line 26 or line 40 of Schedule E is from a passive activity, see the Schedule E instructions. If any of the rental real estate income (or loss) included on Schedule E, line 26, is not from a passive activity, print "NPA" and the amount of that income (or loss) on the dotted line next to line 26.

Rule 7.
Earned Income**Rule 7 You Must Have Earned Income**

This credit is called the “earned income” credit because, to qualify, you must work and have earned income. If you are married and file a joint return, you meet this rule if at least one spouse works and has earned income. If you are an employee, earned income includes all the taxable income you get from your employer.

Rule 15 has information that will help you figure the amount of your earned income. If you are self-employed or a statutory employee, you will figure your earned income on EIC Worksheet B in the Form 1040 instructions.

Earned Income

Earned income includes all of the following types of income.

1. Wages, salaries, tips, and other taxable employee pay. Employee pay is earned income only if it is taxable. Nontaxable employee pay, such as certain dependent care benefits and adoption benefits, is not earned income. But there is an exception for nontaxable combat pay, which you can choose to include in earned income, as explained below.
2. Net earnings from self-employment.
3. Gross income received as a statutory employee.

Wages, salaries, and tips. Wages, salaries, and tips you receive for working are reported to you on Form W-2, box 1. You should report these on line 1 (Form 1040EZ) or line 7 (Forms 1040A and 1040).

Nontaxable combat pay election. You can elect to have your nontaxable combat pay included in earned income for the earned income credit. Electing to include nontaxable combat pay in earned income may increase or decrease your EIC. Figure the credit with and without your nontaxable combat pay before making the election. If you make the election, you must include in earned income all nontaxable combat pay you received. The amount of your nontaxable combat pay should be shown on your Form W-2, in box 14, with Code Q. See the instructions for the form you are using (Form 1040, Form 1040A, or 1040EZ).

Net earnings from self-employment. You may have net earnings from self-employment if:

- You own your business, or
- You are a minister or member of a religious order.

Minister’s housing. The rental value of a home or a housing allowance provided to a minister as part of the minister’s pay generally is not subject to income tax but is included in net earnings from self-employment. For that reason, it is included in earned income for the EIC (except in certain cases described in *Approved Form 4361* or *Form 4029*, below). See *Example 4* in chapter 7.

Statutory employee. You are a statutory employee if you receive a Form W-2 on which the “Statutory employee” box (box 13) is checked. You report your income and expenses as a statutory employee on Schedule C or C-EZ (Form 1040).

Strike benefits. Strike benefits paid by a union to its members are earned income.

Approved Form 4361 or Form 4029

This section is for persons who have an approved:

- Form 4361, Application for Exemption From Self-Employment Tax for Use by Ministers, Members of Religious Orders and Christian Science Practitioners, or
- Form 4029, Application for Exemption From Social Security and Medicare Taxes and Waiver of Benefits.

Each approved form exempts certain income from social security taxes. Each form is discussed in this section in terms of what is or is not earned income for purposes of the EIC.

Form 4361. Even if you have an approved Form 4361, amounts you received for performing ministerial duties as an employee count as earned income. This includes wages, salaries, tips, and other taxable employee compensation. Amounts you received for performing ministerial duties, but not as an employee, do not count as earned income. Examples include fees for performing marriages and honoraria for delivering speeches.

Form 4029. Even if you have an approved Form 4029, all wages, salaries, tips, and other taxable employee compensation count as earned income. However, amounts you received as a self-employed individual do not count as earned income. Also, in figuring earned income, do not subtract losses on Schedule C, C-EZ, or F from wages on line 7 of Form 1040.

Disability Benefits

If you retired on disability, benefits you receive under your employer's disability retirement plan are considered earned income until you reach minimum retirement age. Minimum retirement age generally is the earliest age at which you could have received a pension or annuity if you were not disabled. You must report your taxable disability payments on line 7 of either Form 1040 or Form 1040A until you reach minimum retirement age.

Beginning on the day after you reach minimum retirement age, payments you receive are taxable as a pension and are not considered earned income. Report taxable pension payments on Form 1040, lines 16a and 16b, or Form 1040A, lines 12a and 12b.

Disability insurance payments. Payments you received from a disability insurance policy that you paid the premiums for are not earned income. It does not matter whether you have reached minimum retirement age. If this policy is through your employer, the amount may be shown in box 12 of your Form W-2 with code "J."

Income That Is Not Earned Income

Examples of items that are **not** earned income include interest and dividends, pensions and annuities, social security and railroad retirement benefits (including disability benefits), alimony and child support, welfare benefits, workers' compensation benefits, unemployment compensation (insurance), nontaxable foster care payments, and veterans' benefits, including VA rehabilitation payments. Do **not** include any of these items in your earned income.

Earnings while an inmate. Amounts received for work performed while an inmate in a penal institution are not earned income when figuring the earned income credit. This includes amounts for work performed while in a work release program or while in a halfway house.

Workfare payments. Nontaxable workfare payments are not earned income for the EIC. These are cash payments certain people receive from a state or local agency that administers public assistance programs funded under the federal Temporary Assistance for Needy Families (TANF) program in return for certain work activities such as (1) work experience activities (including remodeling or repairing public housing) if sufficient private sector employment is not available, or (2) community service program activities.

Community property. If you are married, but qualify to file as head of household under special rules for married taxpayers living apart (see *Rule 3*), and live in a state that has community property laws, your earned income for the EIC does not include any amount earned by your spouse that is treated as belonging to you under those laws. That amount is not earned income for the EIC, even though you must include it in your gross income on your income tax return. Your earned income includes the entire amount you earned, even if part of it is treated as belonging to your spouse under your state's community property laws.

Nontaxable military pay. Nontaxable pay for members of the Armed Forces is not considered earned income for the EIC. Examples of nontaxable military are combat pay, the Basic Allowance for Housing (BAH), and the Basic Allowance for Subsistence (BAS). See Publication 3, *Armed Forces' Tax Guide*, for more information.



Combat Pay. *You can elect to have your nontaxable combat pay considered earned income for the EIC. See Nontaxable combat pay election, earlier.*

Chapter 2. Rules If You Have a Qualifying Child



If you have met all the rules in chapter 1, use this chapter to see if you have a qualifying child. This chapter discusses Rules 8 through 10. You must meet all three of those rules, in addition to the rules in chapters 1 and 4, to qualify for the earned income credit with a qualifying child.

You must file Form 1040 or Form 1040A to claim the EIC with a qualifying child. (You cannot file Form 1040EZ.) You also must complete Schedule EIC and attach it to your return. If you meet all the rules in chapter 1 and this chapter, read chapter 4 to find out what to do next.

No qualifying child. If you do not meet *Rule 8*, you do not have a qualifying child. Read chapter 3 to find out if you can get the earned income credit without a qualifying child.

Rule 8. Qualifying Child

Rule 8 Your Child Must Meet the Relationship, Age, and Residency Tests

Your child is a qualifying child if your child meets three tests. The three tests are:

1. Relationship,
2. Age, and
3. Residency.

The three tests are illustrated in *Figure 2* on page 14. The paragraphs that follow contain more information about each test.

Relationship



Relationship Test

To be your qualifying child, a child must be your:

- Son, daughter, adopted child, stepchild, or a descendant (for example, your grandchild) of any of them, or
- Brother, sister, stepbrother, stepsister, or a descendant (for example, your niece or nephew) of any of them whom you cared for as you would your own child, or
- Eligible foster child.

The following definitions clarify the relationship test.

Adopted child. An adopted child is always treated as your own child. Your adopted child includes a child placed with you for adoption by an authorized placement agency, even if the adoption is not final.

An authorized placement agency includes any person or court authorized by state law to place children for legal adoption.

Eligible foster child. For the EIC, a person is your eligible foster child if both of the following are true.

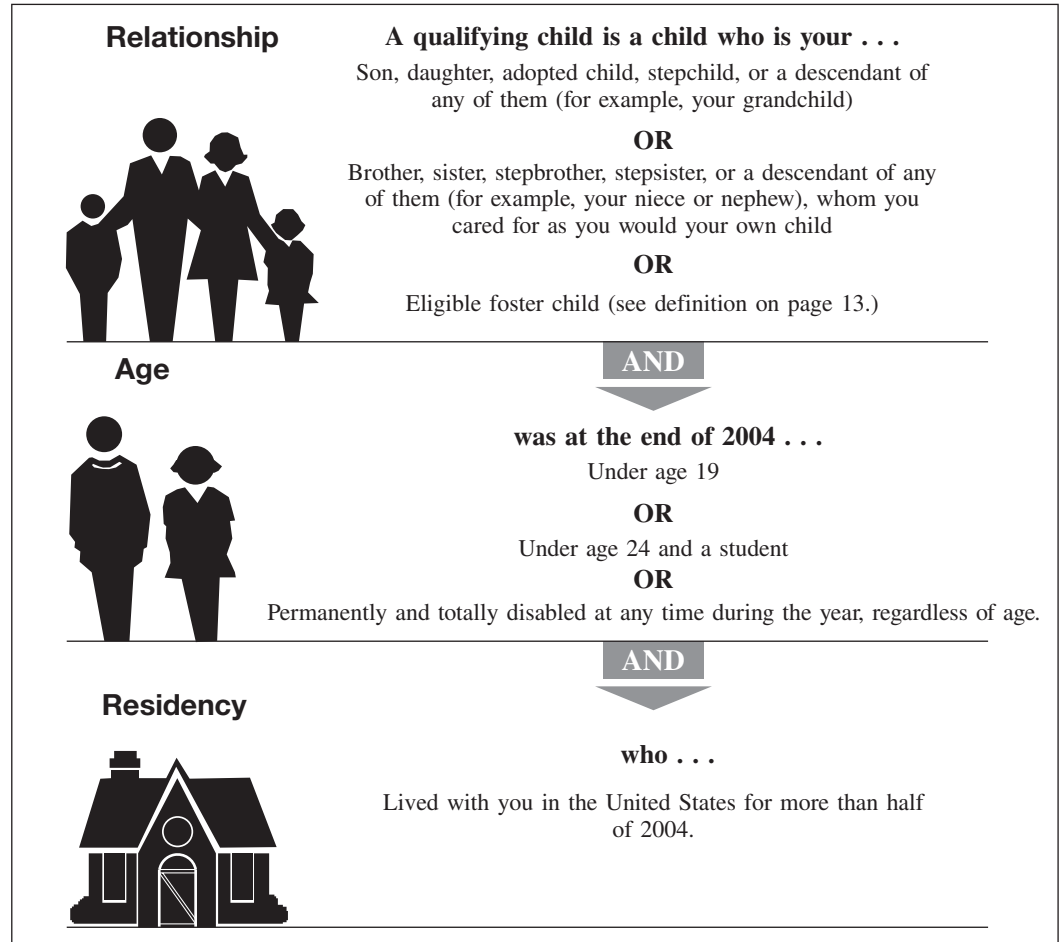
1. The child is placed with you by an authorized placement agency. (An authorized placement agency includes a state or local government agency or court. It also includes a tax-exempt organization licensed by a state. In addition, it includes an Indian tribal government or an organization authorized by an Indian tribal government to place Indian children.)
2. You cared for that child as you would your own child.



Example:
Eligible foster child

Example. Debbie, who is 12 years old, was placed in your care 2 years ago by an authorized agency responsible for placing children in foster homes. You care for her as you would your own child. Debbie is your eligible foster child.

Figure 2. Tests for Qualifying Child



Child not a dependent. Your child does not have to be your dependent to be a qualifying child, unless he or she is married.

Married child. If your child was married at the end of the year, he or she does not meet the relationship test unless either of these two situations applies to you:

1. You can claim the child's exemption, or
2. The reason you cannot claim the child's exemption is that you gave that right to your child's other parent:
 - a. When you completed Form 8332, Release of Claim to Exemption for Child of Divorced or Separated Parents, or a similar written statement, or
 - b. In a pre-1985 agreement (such as a separation agreement or divorce decree).



Age Test

Your child must be:

1. Under age 19 at the end of 2004,
2. A full-time student under age 24 at the end of 2004, or
3. Permanently and totally disabled at any time during 2004, regardless of age.

The following example and definitions clarify the age test.

Example:

Child not under age 19

Example. Your son turned 19 on December 10. Unless he was disabled or a full-time student, he is not a qualifying child because, at the end of the year, he was not **under** age 19.

Full-time student. A full-time student is a student who is enrolled for the number of hours or courses the school considers to be full-time attendance.

Student defined. To qualify as a student, your child must be, during some part of each of any 5 calendar months during the calendar year:

1. A full-time student at a school that has a regular teaching staff, course of study, and regular student body, or
2. A student taking a full-time, on-farm training course given by a school described in (1), or a state, county, or local government.

The 5 calendar months need not be consecutive.

School defined. A school can be an elementary school, junior or senior high school, college, university, or technical, trade, or mechanical school. However, on-the-job training courses, correspondence schools, and night schools do not count as schools for the EIC. (But see *Night school*, later.)

Vocational high school students. Students who work in co-op jobs in private industry as a part of a school's regular course of classroom and practical training are considered full-time students.

Night school. Your child is not a full-time student if he or she attends school only at night. However, full-time attendance at a school may include some attendance at night as part of a full-time course of study.

Permanently and totally disabled. Your child is permanently and totally disabled if both of the following apply.

1. He or she cannot engage in any substantial gainful activity because of a physical or mental condition.
2. A doctor determines the condition has lasted or can be expected to last continuously for at least a year or can lead to death.

Residency



Residency Test

Your child must have lived with you in the United States for more than half of 2004. The following definitions clarify the residency test.

United States. This means the 50 states and the District of Columbia. It does not include U.S. possessions, such as Guam and Puerto Rico.

Homeless shelter. Your home can be any location where you regularly live. You do not need a traditional home. For example, if your child lived with you for more than half the year in one or more homeless shelters, your child meets the residency test.

Military personnel stationed outside the United States. U.S. military personnel stationed outside the United States on extended active duty are considered to live in the United States during that duty period for purposes of the EIC.

Extended active duty. Extended active duty means you are called or ordered to duty for an indefinite period or for a period of more than 90 days. Once you begin serving your extended active duty, you are still considered to have been on extended active duty even if you do not serve more than 90 days.

Birth or death of child. A child who was born or died in 2004 is treated as having lived with you for all of 2004 if your home was the child's home the entire time he or she was alive in 2004.

Temporary absences. Count time that you or your child is away from home on a temporary absence due to a special circumstance as time lived at home. Examples of a special circumstance include:

- Illness,
- School attendance,
- Detention in a juvenile facility,
- Business,
- Vacation, and
- Military service.

Kidnapped child. A kidnapped child is treated as living with you for more than half of the year if the child lived with you for more than half the part of the year before the date of the kidnapping. The child must be presumed by law enforcement authorities to have been kidnapped by someone who is not a member of your family or the child's family. This treatment applies for all years until the child is returned. However, the last year this treatment can apply is the earlier of:

1. The year there is a determination that the child is dead, or
2. The year the child would have reached age 18.

If your qualifying child has been kidnapped and meets these requirements, enter "KC," instead of a number, on line 6 of Schedule EIC.



Social security number.

Your qualifying child must have a valid social security number (SSN), unless the child was born and died in 2004. You cannot claim the EIC on the basis of a qualifying child if:

1. Your qualifying child's SSN is missing from your tax return or is incorrect,
2. Your qualifying child's social security card says "Not valid for employment" and was issued for use in getting a federally funded benefit, or
3. Instead of an SSN, your qualifying child has:
 - a. An individual taxpayer identification number (ITIN), which is issued to a noncitizen who cannot get an SSN, or
 - b. An adoption taxpayer identification number (ATIN), which is issued to adopting parents who cannot get an SSN for the child being adopted until the adoption is final.

If you have two qualifying children and only one has a valid SSN, you can claim the EIC only on the basis of that child. For more information about SSNs, see *Rule 2*.

Rule 9.

Qualifying Child of More Than One Person

Rule 9 Your Qualifying Child Cannot Be Used By More Than One Person To Claim the EIC

Sometimes a child meets the rules to be a qualifying child of more than one person. However, only one person can treat that child as a qualifying child and claim the EIC using that child. The paragraphs that follow will help you decide who can claim the EIC when more than one person has the same qualifying child.

You can choose which person will claim the EIC. If you and someone else have the same qualifying child, you and the other person(s) can decide who will claim the credit using that qualifying child. But if you and the other person(s) cannot agree and more than one person claims the credit using the same child, the tie-breaker rule (explained in Table 2, next) applies. If the other person is your spouse and you file a joint return, this rule does not apply.

Table 2. When More Than One Person Claims EIC Using Same Child (Tie-Breaker Rule)

IF more than one person claims the EIC using the same child and	THEN
Only one of the persons is the child's parent	Only the parent can treat the child as a qualifying child.
Two of the persons are the child's parent, and they do not file a joint return together	Only the parent with whom the child lived the longest during the year can treat the child as a qualifying child.
Two of the persons are the child's parent, the child lived with each parent the same amount of time during the year, and the parents do not file a joint return together	Only the parent with the highest adjusted gross income (AGI) can treat the child as a qualifying child.
None of the persons are the child's parent	Only the person with the highest AGI can treat the child as a qualifying child.

If another person claims the EIC using this child. If your EIC is denied because your qualifying child is treated under this rule as the qualifying child of another person for 2004, you may be able to take the EIC using a different qualifying child, but you cannot take the EIC using the rules in chapter 3 for people who do not have a qualifying child. If you do not have another qualifying child, you cannot take the EIC. Put "No" beside line 65a (Form 1040) or line 41a (Form 1040A).

If the other person cannot claim the EIC. If you and someone else have the same qualifying child but the other person cannot claim the EIC because he or she is not eligible or his or her earned income or AGI is too high, you can treat the child as a qualifying child. See *Example 4* on the next page.

Examples. The following examples may help you in determining whether you can claim the EIC when you and someone else have the same qualifying child.

Example 1. You and your 2-year-old son lived with your mother all year. You are 25 years old. Your only income was \$9,000 from a part-time job. Your mother's only income was \$20,000 from her job. Your son is a qualifying child of both you and your mother because he meets the relationship, age, and residency tests for both you and your mother. However, only one of you can use him to claim the EIC. You and your mother may choose which of you will treat the child as a qualifying child to claim the EIC.

Examples:

Child lived with parent and grandparent

However, if you and she disagree and both use him to claim the EIC, you as the child's parent will be the only one allowed to claim the credit using this child.

Example 2. The facts are the same as in *Example 1*, except that you also have two other young children who lived with you and your mother and are qualifying children of both you and your mother. Only one of you can use each child to claim the EIC. However, you and your mother can split the three qualifying children between you. For example, you can use one child to claim the EIC and your mother can use the other two.

Example 3. The facts are the same as in *Example 1*, except that you are only 18 years old. This means you are a qualifying child of your mother. Because of *Rule 10*, discussed next, you cannot claim the EIC. Only your mother may be able to treat your son as a qualifying child to claim the EIC. If your mother meets all the other requirements for claiming the EIC, she can use both you and your son to claim the EIC.

Example 4. The facts are the same as in *Example 1*, except that your mother earned \$50,000 from her job. Because your mother's earned income is too high for her to claim the EIC, only you can claim the EIC using your son.

Example:
Divorced parents

Example 5. You, your husband, and your 10-year-old son lived together until July 1, 2004, when your husband moved out of the household. In July and August, your son lived with your husband. In September and October, the boy lived with you. On November 1, 2004, you and your husband were divorced. For the rest of the year, your son lived with your ex-husband, who was given custody. Your son is a qualifying child of both you and your ex-husband because your son lived with each of you for more than half the year and because he met the relationship and age tests for both of you.

You and your ex-husband may choose which of you will treat the child as a qualifying child to claim the EIC. However, if you and he are unable to agree and both use the child to claim the EIC, only your ex-husband will be allowed to claim the credit using this child. This is because, during 2004, the child lived with him longer than with you. You cannot claim the EIC for persons either with or without a qualifying child.

Example:
Unmarried parents

Example 6. You, your 5-year-old son, and your son's father lived together all year. You and your son's father are not married. Your son is a qualifying child of both you and his father because he meets the relationship, age, and residency tests for both you and his father. You earned \$8,000 and your son's father earned \$18,000. Neither of you had any other income. You and your son's father may choose which of you will treat the child as a qualifying child to claim the EIC. However, if you and he are unable to agree and both use the child to claim the EIC, only the father will be allowed to claim the credit using this child. This is because his AGI (\$18,000) was more than your AGI (\$8,000). You cannot claim the EIC for persons either with or without a qualifying child.

Example:
Child did not live with a parent

Example 7. You and your 7-year-old niece lived with your mother all year. You care for your niece as you would your own child. You are 25 years old, and your only income was \$9,300 from a part-time job. Your mother's only income was \$15,000 from her job. Your niece is a qualifying child of both you and your mother because she meets the relationship, age, and residency tests for both you and your mother. However, only one of you can treat her as a qualifying child to claim the EIC. You and your mother may choose which of you will use the child to claim the EIC. However, if you and she are unable to agree and both use the child to claim the EIC, only your mother will be allowed to claim the credit using this child. This is because her AGI (\$15,000) is higher than your AGI (\$9,300).

Rule 10.

Qualifying Child of Another Person

Rule 10 You Cannot Be a Qualifying Child of Another Person

You are a qualifying child of another person (your parent, guardian, foster parent, etc.) if all of the following statements are true.

1. You are that person's son, daughter, adopted child, stepchild, grandchild, or eligible foster child. Or, you are that person's brother, sister, stepbrother, or stepsister (or the child or grandchild of that person's brother, sister, stepbrother, or stepsister) and that person cares for you as his or her own child.
2. At the end of the year you were under age 19, or under age 24 and a full-time student, or any age if you were permanently and totally disabled at any time during the year.
3. You lived with that person in the United States for more than half of the year.

For more details about the tests to be a qualifying child, see *Rule 8*.

If you (or your spouse, if filing a joint return) are a qualifying child of another person, you cannot claim the EIC. This is true even if the person for whom you are a qualifying child does not claim the EIC or meet all of the rules to claim the EIC. Put "No" beside line 65a (Form 1040) or line 41a (Form 1040A).

Example:

Qualifying child of another person

Example. You and your daughter lived with your mother all year. You are 22 years old and attended a trade school full time. You had a part-time job and earned \$5,700. You had no other income. Because you meet the relationship, age, and residency tests, you are a qualifying child of your mother. She can claim the EIC if she meets all the other requirements. Because you are your mother's qualifying child, you cannot claim the EIC. This is so even if your mother cannot or does not claim the EIC.

Chapter 3. Rules If You Do Not Have a Qualifying Child

A

B

C's

Use this chapter if you do not have a qualifying child and have met all the rules in chapter 1. This chapter discusses Rules 11 through 14. You must meet all four of those rules, in addition to the rules in chapters 1 and 4, to qualify for the earned income credit without a qualifying child.

You can file Form 1040, Form 1040A, or Form 1040EZ to claim the EIC without a qualifying child. If you meet all the rules in chapter 1 and this chapter, read chapter 4 to find out what to do next.

Rule 11.

Age

Rule 11 You Must Be at Least Age 25 but Under Age 65

You must be at least age 25 but under age 65 at the end of 2004. If you are married filing a joint return, either you or your spouse must be at least age 25 but under age 65 at the end of 2004. It does not matter which spouse meets the age test, as long as one of the spouses does.

If neither you nor your spouse meets the age test, you cannot claim the EIC. Put "No" next to line 65a (Form 1040), line 41a (Form 1040A), or line 8a (Form 1040EZ).

Example 1. You are age 28 and unmarried. You meet the age test.

Example 2. You are married and filing a joint return. You are age 23 and your spouse is age 27. You meet the age test because your spouse is at least age 25 but under age 65.

Examples:

Age

Rule 12.

Dependent of Another Person

Rule 12 You Cannot Be the Dependent of Another Person

If you are **not** filing a joint return, you meet this rule if:

- You checked box 6a on Form 1040 or 1040A, or
- You checked the "No" box on line 5 of Form 1040EZ.

If you are filing a joint return, you meet this rule if:

- You checked both box 6a and box 6b on Form 1040 or 1040A, or
- You and your spouse checked the "No" box on line 5 of Form 1040EZ.

If you are not sure whether someone else can claim you (or your spouse if filing a joint return) as a dependent, get Publication 501 and read the rules for claiming a dependent.

If someone else can claim you (or your spouse if filing a joint return) as a dependent on his or her return, but does not, you still cannot claim the credit.

Example 1. In 2004, you were age 25, single, and living at home with your parents. You worked and were not a student. You earned \$7,500. Your parents cannot claim you as a dependent. When you file your return, you claim an exemption for yourself by checking the "No" box on line 5 of your Form 1040EZ. You meet this rule.

Examples:

Dependent of another person

Example 2. The facts are the same as in *Example 1*, except that you earned \$2,000. Your parents can claim you as a dependent but decide not to. You do not meet this rule. You cannot claim the credit because your parents could have claimed you as a dependent.

Rule 13.
Qualifying Child of Another Person

Rule 13 You Cannot Be a Qualifying Child of Another Person

You are a qualifying child of another person (your parent, guardian, foster parent, etc.) if all of the following statements are true.

1. You are that person's son, daughter, adopted child, stepchild, grandchild, or eligible foster child. Or, you are that person's brother, sister, stepbrother, or stepsister (or the child or grandchild of that person's brother, sister, stepbrother, or stepsister) for whom that person cares as his or her own child.
2. At the end of the year you were under age 19, or under age 24 and a full-time student, or any age if you were permanently and totally disabled at any time during the year.
3. You lived with that person in the United States for more than half of the year.

For more details about the tests to be a qualifying child, see *Rule 8*.

If you (or your spouse if filing a joint return) are a qualifying child of another person, you cannot claim the EIC. This is true even if the person for whom you are a qualifying child does not claim the EIC or meet all of the rules to claim the EIC. Put "No" next to line 65a (Form 1040), line 41a (Form 1040A), or line 8a (Form 1040EZ).

Example:
Qualifying child of another person

Example. You lived with your mother all year. You are age 26 and permanently and totally disabled. Your only income was from a community center where you went three days a week to answer telephones. You earned \$3,400 for the year. Because you meet the relationship, age, and residency tests, you are a qualifying child of your mother. She can claim the EIC if she meets all the other requirements. Because you are a qualifying child of your mother, you cannot claim the EIC. This is so even if your mother cannot or does not claim the EIC.

Rule 14.
Main Home in United States

Rule 14 You Must Have Lived in the United States More Than Half of the Year

Your home (and your spouse's, if filing a joint return) must have been in the United States for more than half the year.

If it was not, put "No" next to line 65a (Form 1040), line 41a (Form 1040A), or line 8a (Form 1040EZ).

United States. This means the 50 states and the District of Columbia. It does not include U.S. possessions, such as Guam and Puerto Rico.

Homeless shelter. Your home can be any location where you regularly live. You do not need a traditional home. If you lived in one or more homeless shelters in the United States for more than half the year, you meet this rule.

Military personnel stationed outside the United States. U.S. military personnel stationed outside the United States on extended active duty (defined on page 16) are considered to live in the United States during that duty period for purposes of the EIC.

Chapter 4. Figuring and Claiming the EIC



You must meet one more rule to be eligible to claim the EIC.

You need to know the amount of your earned income to see if you meet the rule in this chapter. You also need to know that amount to figure your EIC.

Rule 15. Earned Income Limits

Rule 15 Your Earned Income Must Be Less Than:

- \$34,458 (\$35,458 for married filing jointly) if you have more than one qualifying child,
- \$30,338 (\$31,338 for married filing jointly) if you have one qualifying child, or
- \$11,490 (\$12,490 for married filing jointly) if you do not have a qualifying child.

Earned Income

Earned income generally means wages, salaries, tips, other taxable employee pay, and net earnings from self-employment. Employee pay is earned income only if it is taxable. Nontaxable employee pay, such as certain dependent care benefits and adoption benefits, is not earned income. But there is an exception for nontaxable combat pay, which you can choose to include in earned income. Earned income is explained in detail in *Rule 7* in chapter 1.

Figuring earned income. If you are self-employed, a statutory employee, or a member of the clergy or a church employee who files Schedule SE (Form 1040), you will figure your earned income when you fill out Part 4 of EIC Worksheet B in the Form 1040 instructions.

Otherwise, figure your earned income by using the worksheet in *Step 5* of the Form 1040 instructions for lines 65a and 65b, or the Form 1040A instructions for lines 41a and 41b, or the worksheet in *Step 2* of the Form 1040EZ instructions for lines 8a and 8b.

When using one of those worksheets to figure your earned income, you will start with the amount on line 7 (Form 1040 or Form 1040A) or line 1 (Form 1040EZ). You will then reduce that amount by any amount included on that line and described in the following list.

- **Scholarship or fellowship grants not reported on a Form W-2.** A scholarship or fellowship grant that was not reported to you on a Form W-2 is not considered earned income for the earned income credit.
- **Inmates.** Amounts received for work performed while an inmate in a penal institution are not earned income for the earned income credit. This includes amounts received for work performed while in a work release program or while in a halfway house. If you received any amount for work done while an inmate in a penal institution and that amount is included in the total on line 7 (Form 1040 or Form 1040A) or line 1 (Form 1040EZ), put "PRI" and the amount on the dotted line next to line 7 (Form 1040), in the space to the left of the entry space for line 7 (Form 1040A), or in the space to the left of line 1 (Form 1040EZ).
- **Deferred compensation plans.** A pension or annuity from a nonqualified deferred compensation plan or a nongovernmental section 457 plan is not considered earned



income for the earned income credit. If you received such an amount and it was included in the total on line 7 (Form 1040 or Form 1040A) or line 1 (Form 1040EZ), put “DFC” and the amount on the dotted line next to line 7 (Form 1040), in the space to the left of the entry space for line 7 (Form 1040A), or in the space to the left of line 1 (Form 1040EZ). This amount may be reported in box 11 of your Form W-2. If you received such an amount but box 11 is blank, contact your employer for the amount received as a pension or an annuity.

Clergy. If you are a member of the clergy who files Schedule SE and the amount on line 2 of that schedule includes an amount that was also reported on line 7 (Form 1040), subtract that amount from the amount on line 7 (Form 1040) and enter the result in the first space of the worksheet in *Step 5* of the Form 1040 instructions for lines 65a and 65b. Put “Clergy” on the dotted line next to line 65a (Form 1040).

Church employees. A church employee means an employee (other than a minister or member of a religious order) of a church or qualified church-controlled organization that is exempt from employer social security and Medicare taxes. If you received wages as a church employee and included any amount on both line 5a of Schedule SE and line 7 (Form 1040), subtract that amount from the amount on line 7 (Form 1040) and enter the result in the first space of the worksheet in *Step 5* of the Form 1040 instructions for lines 65a and 65b.

Tip:
If you want the IRS to figure your income tax, see Publication 967, *The IRS Will Figure Your Tax*.

IRS Will Figure the EIC for You

The IRS will figure your EIC for you if you follow the instructions in Figure 3 on the next page.



Please do not ask the IRS to figure your EIC unless you are eligible for it. To be eligible, you must meet Rule 15 in this chapter as well as the rules in chapter 1 and either chapter 2 or chapter 3, whichever applies to you. If your credit was reduced or disallowed for any year after 1996, the rules in chapter 5 may apply as well.



Figure 3. Steps To Follow To Have the IRS Figure Your EIC

Payments, credits, and tax	Advance earned income credit	2
	Earned income credit (EIC) Nontaxable combat pay election <input type="checkbox"/>	1
	Add lines your total payments	3
Refund		3

- 1** Put “EIC” on the dotted line next to line 65a (Form 1040), to the left of the entry space for line 41a (Form 1040A), or in the space to the left of line 8a (Form 1040EZ). Then, if you have any of the types of income described earlier under *Inmates*, *Deferred compensation plans*, or *Clergy*, follow the instructions given there.
- 2** If you received nontaxable combat pay and are electing to include it in your earned income for the EIC, enter the amount on line 65b (Form 1040), line 41b (Form 1040A), or line 8b (Form 1040EZ). For details, see *Nontaxable combat pay election* in chapter 1.
- 3** Complete all other parts of your return that apply to you (including line 60 (Form 1040) or line 37 (Form 1040A) to report advance payments of the EIC).
- 4** Do not fill in lines that relate to your total payments, overpayment, refund, or amount you owe (lines 70, 71, 72a, and 74 (Form 1040), lines 43, 44, 45a, and 47 (Form 1040A), or lines 9, 11a, and 12 (Form 1040EZ)).
- 5** If you have a qualifying child, complete Schedule EIC and attach it to your tax return.

How To Figure the EIC Yourself

To figure the EIC yourself, use the EIC worksheet in the instructions for the form you are using (Form 1040, Form 1040A, or Form 1040EZ). If you have a qualifying child, complete Schedule EIC (discussed on page 25) and attach it to your tax return.

If you want the IRS to figure your EIC for you, see *IRS Will Figure the EIC for You*, earlier.

Special Instructions for Form 1040 Filers

If you file Form 1040, you will need to decide whether to use EIC Worksheet A or EIC Worksheet B to figure the amount of your EIC. This section explains how to use these worksheets and how to report the EIC on your return.

EIC Worksheet A. Use EIC Worksheet A if you are not self-employed, a member of the clergy or a church employee who files Schedule SE, or a statutory employee filing Schedule C or C-EZ.

EIC Worksheet B. Use EIC Worksheet B if you are self-employed, a member of the clergy or a church employee who files Schedule SE, or a statutory employee filing Schedule C or C-EZ. If any of the following situations apply to you, read the paragraph and then complete EIC Worksheet B.



Net earnings from self-employment \$400 or more. If your net earnings from self-employment are \$400 or more, be sure to correctly fill out Schedule SE (Form 1040) and pay the proper amount of self-employment tax. If you do not, you may not get all the EIC you are entitled to.



When figuring your net earnings from self-employment, you must claim all your allowable business expenses.

When to use the optional methods of figuring net earnings. Using the optional methods on Schedule SE to figure your net earnings from self-employment may qualify you for the EIC or give you a larger credit. If your net earnings (without using the optional methods) are less than \$1,600, see Publication 533, Self-Employment Tax, and the instructions for Schedule SE, for details about the optional methods.

When both spouses have self-employment income. You must complete both Parts 1 and 2 of EIC Worksheet B if all of the following conditions apply to you.

1. You are married filing a joint return.
2. Both you and your spouse have income from self-employment.
3. You or your spouse files a Schedule SE and the other spouse does not file Schedule SE.

Statutory employees. Statutory employees report wages and expenses on Schedule C or C-EZ. They do not file Schedule SE. If you are a statutory employee, enter amounts from Schedule C or C-EZ in Part 3 when you complete EIC Worksheet B.

Schedule EIC

You must complete Schedule EIC and attach it to your tax return if you have a qualifying child and are claiming the EIC. Schedule EIC provides IRS with information about your qualifying children, including their names, ages, SSNs, relationship to you, and the amount of time they lived with you during the year. An example of a filled-in Schedule EIC is shown on page 34.



If you are required to complete and attach Schedule EIC but do not, it will take longer to process your return and issue your refund.



Chapter 5. Disallowance of the EIC



If your earned income credit (EIC) for any year after 1996 was denied (disallowed) or reduced by the IRS, you may need to complete an additional form to claim the credit for 2004.

This chapter is for people whose earned income credit (EIC) for any year after 1996 was denied or reduced by the IRS. If this applies to you, you may need to complete Form 8862, Information To Claim Earned Income Credit After Disallowance, and attach it to your 2004 return to claim the credit for 2004. This chapter explains when you need to attach Form 8862. For more information, see Form 8862 and its instructions.

This chapter also explains the rules for certain people who cannot claim the EIC for a period of years because their EIC was denied or reduced.

Form 8862

If your EIC for any year after 1996 was denied or reduced for any reason other than a math or clerical error, you must attach a completed Form 8862 to your next tax return to claim the EIC. You must also qualify to claim the EIC by meeting all the rules described in this publication.

However, do not file Form 8862 if either (1) or (2) below is true.

1. After your EIC was reduced or disallowed in the earlier year:
 - a. You filed Form 8862 (or other documents) and your EIC was then allowed, and
 - b. Your EIC has not been reduced or disallowed again for any reason other than a math or clerical error.
2. You are taking the EIC without a qualifying child for 2004 and the only reason your EIC was reduced or disallowed in the earlier year was because the IRS determined that a child listed on Schedule EIC was not your qualifying child.

Also, do not file Form 8862 or take the EIC for:

- 2 years after there was a final determination that your EIC was reduced or disallowed due to reckless or intentional disregard of the EIC rules, or
- 10 years after there was a final determination that your EIC was reduced or disallowed due to fraud.

For details, see *Are You Prohibited From Claiming the EIC for a Period of Years?* in this chapter.

The date on which your EIC was denied and the date on which you file your 2004 return affect whether you need to attach Form 8862 to your 2004 return or to a later return. The following examples demonstrate whether Form 8862 is required for 2004 or 2005.

Example:
Form 8862 required for
2004

Example 1. You filed your 2003 tax return in March 2004 and claimed the EIC with a qualifying child. The IRS questioned the EIC, and you were unable to prove the child was a qualifying child. In September 2004, you received a statutory notice of deficiency telling you that an adjustment would be assessed unless you filed a petition in the Tax Court within 90 days. You did not act on this notice within 90 days. Therefore, your EIC was denied in December 2004. To claim the EIC with a qualifying child on your 2004 return, you must complete and attach Form 8862 to that return. However, to claim the EIC without a qualifying child on your 2004 return, you do not need to file Form 8862.

Example:
Form 8862 required for
2005

Example 2. The facts are the same as in *Example 1*, except that you received the statutory notice of deficiency in February 2005. Because the 90-day period referred to in the statutory notice is not over when you are ready to file your return for 2004, you should not attach Form 8862 to your 2004 return. However, to claim the EIC with a qualifying child for 2005, you must complete and attach Form 8862 to your return for that year. To claim the EIC without a qualifying child for 2005, you do not need to file Form 8862.

Exception for math or clerical errors. If your EIC was denied or reduced as a result of a math or clerical error, do not attach Form 8862 to your next tax return. For example, if your arithmetic is incorrect, the IRS can correct it. If you do not provide a correct social security number, the IRS can deny the EIC. These kinds of errors are called math or clerical errors.

Omission of Form 8862. If you are required to attach Form 8862 to your 2004 tax return, and you claim the EIC without attaching a completed Form 8862, your claim will be automatically denied. This is considered a math or clerical error. You will not be permitted to claim the EIC without a completed Form 8862.

Additional documents may be required. You may have to provide the IRS with additional documents or information before a refund relating to the EIC you claim is released to you, even if you attach a properly completed Form 8862 to your return.

Are You Prohibited From Claiming the EIC for a Period of Years?

If your EIC for any year after 1996 was denied and it was determined that your error was due to reckless or intentional disregard of the EIC rules, then you cannot claim the EIC for the next 2 years. If your error was due to fraud, then you cannot claim the EIC for the next 10 years. The date on which your EIC was denied and the date on which you file your 2004 return affect the years for which you are prohibited from claiming the EIC. The following examples demonstrate which years you are prohibited from claiming the EIC.

Examples:
Cannot claim EIC for 2
years

Example 3. You claimed the EIC on your 2003 tax return, which you filed in March 2004. The IRS determined you were not entitled to the EIC and that your error was due to reckless or intentional disregard of the EIC rules. In September 2004, you received a statutory notice of deficiency telling you an adjustment would be assessed unless you filed a petition in the Tax Court within 90 days. You did not act on this notice within 90 days. Therefore, your EIC was denied in December 2004. You cannot claim the EIC for tax year 2004 or 2005. To claim the EIC on your return for 2006, you must complete and attach Form 8862 to your return for that year.

Example 4. The facts are the same as in *Example 3*, except that your 2003 EIC was not denied until after you filed your 2004 return. You cannot claim the EIC for tax year 2005 or 2006. To claim the EIC on your return for 2007, you must complete and attach Form 8862 to your return for that year.

Example:
Cannot claim EIC for 10
years

Example 5. You claimed the EIC on your 2003 tax return, which you filed in February 2004. The IRS determined you were not entitled to the EIC and that your error was due to fraud. In September 2004, you received a statutory notice of deficiency telling you an adjustment would be assessed unless you filed a petition in the Tax Court within 90 days. You did not act on this notice within 90 days. Therefore, your EIC was denied in December 2004. You cannot claim the EIC for tax years 2004 through 2013. To claim the EIC on your return for 2014, you must complete and attach Form 8862 to your return for that year.

Chapter 6. Advance Payment of EIC in 2005



You can receive part of your 2005 EIC in your paycheck by completing a form and giving it to your employer.

Do you expect to be eligible for the EIC this year (2005) and to have a qualifying child? If so, you can choose to get payments of the EIC in your paycheck now instead of waiting to get your EIC all at once in 2006 when you file your tax return for the year 2005. These payments are called advance EIC payments. This chapter explains how you may be able to get them this year and how to report them on your tax return.

Example:
How advance payment of EIC works

Example. In March of 2005, John and Tom worked together. Tom told John that he gets \$40 added to his paycheck each month because of the earned income credit. John would like to get an extra amount every month too. John needs to find out if he can claim the EIC in 2005. He should answer the questions in *Step 1* below and then, if he is eligible for advance EIC payments, go to *Step 2*.

Note. Chapters 1 through 5 of this publication are about the EIC you claim on your 2004 tax return. This chapter is about the EIC you **expect** to claim on your 2005 tax return.

Step 1 Find Out If You Are Eligible for Advance Payments of the EIC

Answer the following three questions to see if you are eligible for advance payments of the EIC.

Note. When the question says “expect,” you do not have to know that you will be able to answer “Yes” when you file your tax return. You can only make a best guess that you will be able to answer “Yes.”

Question 1. _____

Do you expect to have a qualifying child? (See the definition of qualifying child beginning on page 13.)

- Yes.**
Go to Question 2.
- No.** 
You cannot get advance payments of the EIC.

Question 2. _____


Do you expect that your adjusted gross income (AGI) and earned income will each be less than about \$31,000 (\$33,000 if you expect to file a joint return for 2005)?

- Yes.**
Go to Question 3.
- No.** 
You cannot get advance payments of the EIC.

Tip:
See the 2005 Form W-5 for the exact amounts. AGI and earned income are explained on pages 6, 10, and 22.

Tip:
 If you are a farm worker paid on a daily basis, your employer is not required to pay you advance EIC. Also, you cannot get advance EIC unless your wages are subject to federal income tax, social security tax, or Medicare tax withholding.

Question 3. _____
Do you expect to be eligible for the EIC in 2005 as explained in chapters 1, 2, 3, and 4?

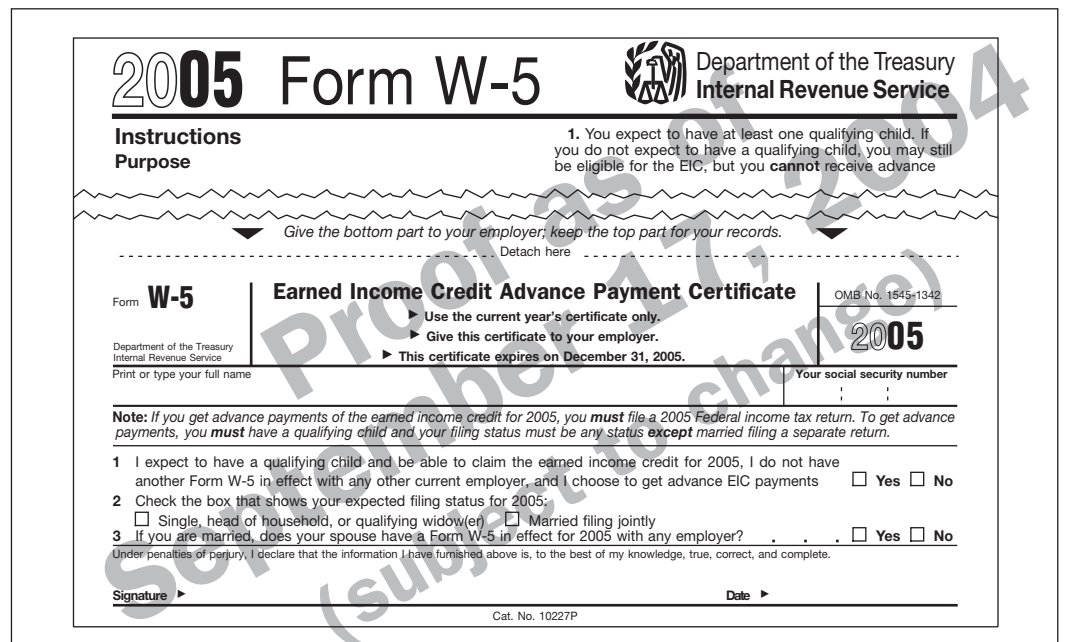
- Yes.**
 Go to Step 2.
- No.** 
 You cannot get advance payments of the EIC.
- Not Sure.**
 Read the rules in chapters 1, 2, 3, and 4 and/or the instructions for Form W-5. Then answer "Yes" or "No."

Note. The rules in chapters 1, 2, 3, and 4 are expected to be basically the same for 2005, except that you will be allowed to have more earned income and adjusted gross income, and possibly more investment income. The correct amounts for 2005 are in the instructions for the 2005 Form W-5.

Step 2 Complete Form W-5 and Give It to Your Employer

If you answered "Yes" to all the questions in Step 1, and you wish to get part of your EIC now, you must give your employer a Form W-5 for 2005.

After you have read the instructions and completed Form W-5, give the lower part of the form to your employer. Keep the top part for your records. A part of a blank Form W-5 is shown here.



2005 Form W-5 Department of the Treasury Internal Revenue Service

Instructions
Purpose 1. You expect to have at least one qualifying child. If you do not expect to have a qualifying child, you may still be eligible for the EIC, but you **cannot** receive advance payments of the EIC.

Give the bottom part to your employer; keep the top part for your records. Detach here.

Form **W-5** **Earned Income Credit Advance Payment Certificate** OMB No. 1545-1342
 Department of the Treasury Internal Revenue Service
 Print or type your full name Your social security number
 Use the current year's certificate only.
 Give this certificate to your employer.
 This certificate expires on December 31, 2005.

Note: If you get advance payments of the earned income credit for 2005, you **must** file a 2005 Federal income tax return. To get advance payments, you **must** have a qualifying child and your filing status must be any status **except** married filing a separate return.

1 I expect to have a qualifying child and be able to claim the earned income credit for 2005, I do not have another Form W-5 in effect with any other current employer, and I choose to get advance EIC payments Yes No

2 Check the box that shows your expected filing status for 2005:
 Single, head of household, or qualifying widow(er) Married filing jointly

3 If you are married, does your spouse have a Form W-5 in effect for 2005 with any employer? Yes No

Under penalties of perjury, I declare that the information I have furnished above is, to the best of my knowledge, true, correct, and complete.

Signature _____ Date _____

Cat. No. 10227P

You may get only part of your EIC during the year in advance payments. You will get the rest of the EIC you are entitled to when you file your tax return in 2006 and claim the EIC.

Frequently Asked Questions About Form W-5

- 1. How do I get Form W-5?** Ask your employer for the form. Or, see *How To Get Tax Help* on page 48.
- 2. What should I do if I have more than one employer?** Give a Form W-5 to only one employer.
- 3. Can I give my employer a Form W-5 if my spouse has given her employer a Form W-5?** Yes.
- 4. How often do I have to file Form W-5?** The 2005 Form W-5 you give to your employer is valid until December 31, 2005. If you expect to be eligible for EIC in 2006 and you want to receive advance payments, you must give your employer a new Form W-5 in 2006. Do this each year you expect to be eligible for the EIC.
- 5. What should I do if my situation changes after I give Form W-5 to my employer?** Give your employer a new Form W-5 if any situation shown in the following table applies to you for 2005.

Table 3. **Changes to Advance EIC Status**

IF...	THEN you must give your employer a new Form W-5. To indicate your change, check...
You no longer have a qualifying child	“No” on line 1.
You are no longer eligible for the EIC	“No” on line 1.
You no longer want advance payments	“No” on line 1.
Your spouse files Form W-5 with his or her employer	“Yes” on line 3.

Step 3 How To Report Advance Payments of EIC

If you received advance payments of EIC in 2004, see *Reminders* on page 3 for information on reporting these payments.

If you receive advance payments of EIC in 2005, you must file a 2005 tax return (even if you would not otherwise have to file) to report the payments and claim any additional EIC. Box 9 of your Form W-2 will show the amount you received. See the instructions for Form 1040 or Form 1040A for the line number on which you report advance payments of EIC.

If you receive advance payments of EIC in 2005, and you later find out that you are not eligible for some or all of them, you still must report them on your tax return.



You cannot use Form 1040EZ to report your advance payments. You must file Form 1040 or Form 1040A.

Chapter 7. Detailed Examples



The next few pages contain four detailed examples (with a filled-in Schedule EIC and EIC Worksheets) that may be helpful if you have questions about claiming the EIC.

Example:

Cynthia and Jerry Grey have two children and are both employed.

Example 1. Cynthia and Jerry Grey

Cynthia and Jerry Grey have two children, Kirk, age 8, and Susanne, age 6. The children lived with Cynthia and Jerry for all of 2004. Cynthia earned wages of \$15,000 and Jerry had wages of \$10,000. The Greys received \$525 in interest on their savings account. They had no other income in 2004.

Cynthia and Jerry have the 2004 Form 1040A and instructions. They want to see if they qualify for the EIC, so they follow the steps in the instructions for lines 41a and 41b.

Step 1. The amount Cynthia and Jerry entered on Form 1040A, line 22, was \$25,525. They both have valid social security numbers (SSNs). They will file a joint return. Neither Cynthia nor Jerry is a nonresident alien. Therefore, the answers they give to the questions in *Step 1* allow them to proceed to *Step 2*.

Step 2. The only investment income the Greys have is their \$525 interest income. That amount is not more than \$2,650, so they answer “No” to the second question in *Step 2*. Their two children lived with them in 2004, so they go to *Step 3*.

Step 3. Cynthia and Jerry are not qualifying children of any one else, so they answer “No” to the first question in *Step 3*. Their children, Kirk and Susanne, meet the relationship, residency, and age tests to be Cynthia and Jerry’s qualifying children, so Cynthia and Jerry answer “Yes” to the second question in *Step 3*. Kirk and Susanne are not qualifying children of anyone else, so Cynthia and Jerry answer “No” to the third question in this step. Both children have valid SSNs. Since Cynthia and Jerry do have qualifying children, they skip *Step 4* and go to *Step 5*.

Step 5. Cynthia and Jerry figure their earned income to be \$25,000, the amount of their combined wages. This is less than \$35,458, so they go to *Step 6* to figure their credit.

Step 6. Cynthia and Jerry want to figure their EIC themselves, so they complete the EIC Worksheet in the Form 1040A instructions (shown on page 33).

Completing the EIC Worksheet. Cynthia and Jerry complete their worksheet as follows.

1. Cynthia and Jerry enter their total earned income (\$25,000) on line 1.
2. To find their credit, they go to the EIC Table (in the *Appendix* of this publication). The part of the EIC Table used in this example is on the next page. They find their earned income of \$25,000 in the range of \$25,000 to \$25,050. They follow this line across to the column *Two children under Married filing jointly* and find \$2,197. They enter \$2,197 on line 2.
3. They enter on line 3 their AGI (\$25,525) and see that it is different from the amount on line 1.
4. They look up \$25,525 in the EIC Table and enter the amount of \$2,092 on line 5.



5. They enter \$2,092 on line 6. This is the smaller of the line 2 amount (\$2,197) and the line 5 amount (\$2,092).
6. The Greys enter \$2,092 on line 41a of their Form 1040A. They will now complete Schedule EIC (shown on page 34) and attach it to their return. They will keep the EIC Worksheet for their records.

If the amount you are looking up from the worksheet is—		And your filing status is—					
		Single, head of household, or qualifying widow(er) and you have—			Married filing jointly and you have—		
		No children	One child	Two children	No children	One child	Two children
At least	But less than	Your credit is—			Your credit is—		
25,000	25,050	0	849	1,987	0	1,009	2,197
25,050	25,100	0	841	1,976	0	1,001	2,187
25,100	25,150	0	833	1,965	0	993	2,176
25,150	25,200	0	825	1,955	0	985	2,166
25,200	25,250	0	817	1,944	0	977	2,155
25,250	25,300	0	809	1,934	0	969	2,145
25,300	25,350	0	801	1,923	0	961	2,134
25,350	25,400	0	793	1,913	0	953	2,123
25,400	25,450	0	785	1,902	0	945	2,113
25,450	25,500	0	777	1,892	0	937	2,102
25,500	25,550	0	769	1,881	0	929	2,092
25,550	25,600	0	761	1,871	0	921	2,081
25,600	25,650	0	753	1,860	0	913	2,071
25,650	25,700	0	745	1,850	0	905	2,060
25,700	25,750	0	737	1,839	0	897	2,050

Example:
 Sharon Rose does not have a qualifying child and her AGI is too high for her to claim the EIC.

Example 2. Sharon Rose

Sharon Rose is age 63 and retired. She received \$7,000 in social security benefits during the year and \$6,300 from a part-time job. She also received a taxable pension of \$5,400. Sharon had no other income. Her AGI on line 22 of Form 1040A is \$11,700 (\$6,300 + \$5,400).

Sharon is not married and lived alone in the United States for the entire year. She cannot be claimed as a dependent on anyone else’s return. She does not have any investment income and does not have a qualifying child.

Sharon reads the steps for eligibility in her Form 1040A instructions. In *Step 1* she discovers that, because her AGI (\$11,700) is not less than \$11,490, she cannot take the EIC. She completes the rest of her Form 1040A and files it with the IRS.



Filled-in EIC Worksheet—Cynthia and Jerry Grey (Page references are to the Form 1040A Instructions)

Earned Income Credit (EIC) Worksheet—Lines 41a and 41b

Keep for Your Records



Part 1

All Filers

1. Enter your earned income from Step 5 on page 41.

1	25,000
---	--------

2. Look up the amount on line 1 above in the EIC Table on pages 44–49 to find the credit. Be sure you use the correct column for your filing status and the number of children you have. Enter the credit here.

2	2,197
---	-------

If line 2 is zero,  You cannot take the credit. Put “No” to the left of the entry space for line 41a.

3. Enter the amount from Form 1040A, line 22.

3	25,525
---	--------

4. Are the amounts on lines 3 and 1 the same?

- Yes.** Skip line 5; enter the amount from line 2 on line 6.
 No. Go to line 5.

Part 2

Filers Who Answered “No” on Line 4

5. If you have:

- No qualifying children, is the amount on line 3 less than \$6,400 (\$7,400 if married filing jointly)?
- 1 or more qualifying children, is the amount on line 3 less than \$14,050 (\$15,050 if married filing jointly)?

Yes. Leave line 5 blank; enter the amount from line 2 on line 6.

- No.** Look up the amount on line 3 in the EIC Table on pages 44–49 to find the credit. Be sure you use the correct column for your filing status and the number of children you have. Enter the credit here.

5	2,092
---	-------

Look at the amounts on lines 5 and 2. Then, enter the **smaller** amount on line 6.

Part 3

Your Earned Income Credit

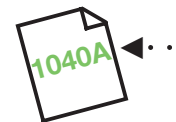
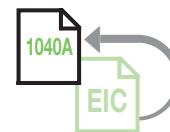
6. This is your earned income credit.

6	2,092
---	-------

Enter this amount on Form 1040A, line 41a.

Reminder—

- ✓ If you have a qualifying child, complete and attach Schedule EIC.



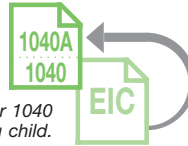
If your EIC for a year after 1996 was reduced or disallowed, see the instructions that begin on page 41 to find out if you must file Form 8862 to take the credit for 2004.



Filled-in Schedule EIC—Cynthia and Jerry Grey

SCHEDULE EIC
(Form 1040A or 1040)

Earned Income Credit
Qualifying Child Information



OMB No. 1545-0074

2004

Attachment
Sequence No. **43**

Department of the Treasury
Internal Revenue Service

Complete and attach to Form 1040A or 1040
only if you have a qualifying child.

Name(s) shown on return

Cynthia and Jerry Grey

Your social security number

333 : 00 : 5555

Before you begin: See the instructions for Form 1040A, lines 41a and 41b, or Form 1040, lines 65a and 65b, to make sure that (a) you can take the EIC and (b) you have a qualifying child.



- If you take the EIC even though you are not eligible, you may not be allowed to take the credit for up to 10 years. See back of schedule for details.
- It will take us longer to process your return and issue your refund if you do not fill in all lines that apply for each qualifying child.
- Be sure the child's name on line 1 and social security number (SSN) on line 2 agree with the child's social security card. Otherwise, at the time we process your return, we may reduce or disallow your EIC. If the name or SSN on the child's social security card is not correct, call the Social Security Administration at 1-800-772-1213.

Qualifying Child Information

	Child 1		Child 2	
	First name	Last name	First name	Last name
1 Child's name If you have more than two qualifying children, you only have to list two to get the maximum credit.	Kirk Grey		Susanne Grey	
2 Child's SSN The child must have an SSN as defined on page 42 of the Form 1040A instructions or page 44 of the Form 1040 instructions unless the child was born and died in 2004. If your child was born and died in 2004 and did not have an SSN, enter "Died" on this line and attach a copy of the child's birth certificate.	123 : 00 : 5678		987 : 00 : 4321	
3 Child's year of birth	Year 1 9 9 6 <i>If born after 1985, skip lines 4a and 4b; go to line 5.</i>		Year 1 9 9 8 <i>If born after 1985, skip lines 4a and 4b; go to line 5.</i>	
4 If the child was born before 1986—				
a Was the child under age 24 at the end of 2004 and a student?	<input type="checkbox"/> Yes. <i>Go to line 5.</i>	<input type="checkbox"/> No. <i>Continue</i>	<input type="checkbox"/> Yes. <i>Go to line 5.</i>	<input type="checkbox"/> No. <i>Continue</i>
b Was the child permanently and totally disabled during any part of 2004?	<input type="checkbox"/> Yes. <i>Continue</i>	<input type="checkbox"/> No. The child is not a qualifying child.	<input type="checkbox"/> Yes. <i>Continue</i>	<input type="checkbox"/> No. The child is not a qualifying child.
5 Child's relationship to you (for example, son, daughter, grandchild, niece, nephew, foster child, etc.)	son		daughter	
6 Number of months child lived with you in the United States during 2004 • If the child lived with you for more than half of 2004 but less than 7 months, enter "7." • If the child was born or died in 2004 and your home was the child's home for the entire time he or she was alive during 2004, enter "12."	12 months <i>Do not enter more than 12 months.</i>		12 months <i>Do not enter more than 12 months.</i>	



You may also be able to take the additional child tax credit if your child (a) was under age 17 at the end of 2004, (b) is claimed as your dependent on line 6c of Form 1040A or Form 1040, and (c) is a U.S. citizen or resident alien. For more details, see the instructions for line 42 of Form 1040A or line 67 of Form 1040.

For Paperwork Reduction Act Notice, see Form 1040A or 1040 instructions.

Cat. No. 13339M

Schedule EIC (Form 1040A or 1040) 2004



Example:

Steve and Linda Green have two children, a loss from a dairy farm, and a net capital gain from selling cows.

Example 3. Steve and Linda Green

Steve and Linda Green have two children, Amy, age 8, and Carol, age 10, who lived with them all year.

Steve owns and operates a dairy farm that had a loss of \$2,200 in 2004. Steve reports this loss on Schedule F and on Form 1040, line 18. Steve qualifies and chooses to use the optional method to figure net earnings, so he uses Section B of Schedule SE. He enters \$1,600 on Schedule SE, Section B, lines 15 and 4b. Steve figures self-employment tax of \$244. He deducts one-half of it (\$122) on Form 1040, line 30.

Linda had wages of \$15,000, which she reports on Form 1040, line 7. She also received advance EIC payments of \$1,140, which she reports on Form 1040, line 60. In addition, she and Steve received \$200 in interest from a savings account.

Steve and Linda had a \$1,000 gain from the sale of stock and a \$3,000 gain from the sale of raised dairy cows they had held for 3 years. They report the \$3,000 gain on Form 4797, Sales of Business Property. They do not have any other sales to report on Form 4797, so they enter \$3,000 on line 7, Form 4797 and on line 11, Schedule D. (They have no prior year section 1231 losses.) They report their net capital gain of \$4,000 (\$1,000 + \$3,000) from Schedule D on Form 1040, line 13.

The Greens read the instructions for Form 1040, lines 65a and 65b. In *Step 2* they figure their investment income to be \$4,200 (\$200 interest income from Form 1040, line 8a, plus a \$4,000 capital gain from Form 1040, line 13). But when they read the second and third questions in *Step 2* they find that, because they have figured their investment income to be more than \$2,650 and they are filing Form 4797, they must use Worksheet 1 in Publication 596 to see if they can take the EIC.

The Greens fill out Worksheet 1 (shown on page 36) in Publication 596. They find their correct investment income to be \$1,200, not \$4,200. This is less than \$2,650, so they meet *Rule 6*. They read the rest of Publication 596 and find that they meet all the rules to claim the EIC. For example, they will file a joint return (*Rule 3*). Both of their children are qualifying children (*Rule 8*). Also, their AGI of \$16,878 (\$15,000 + \$4,000 + \$200 - \$2,200 - \$122) is less than \$35,458 (*Rule 1*).

They use EIC Worksheet B (shown on pages 37 and 38) to figure their EIC of \$3,914. They also complete Schedule EIC (not shown) and attach it to their Form 1040.



Filled-in Worksheet 1 for Steve and Linda Green

Worksheet 1: Investment Income If You Are Filing Form 1040



Interest and Dividends

- | | | | |
|----|--|----|-------------------|
| 1. | Enter any amount from Form 1040, line 8a. | 1. | <u>200</u> |
| 2. | Enter any amount from Form 1040, line 8b, plus any amount on Form 8814, line 1b. | 2. | <u> </u> |
| 3. | Enter any amount from Form 1040, line 9a. | 3. | <u> </u> |
| 4. | Enter the amount from Form 1040, line 21, that is from Form 8814 if you are filing that form to report your child's interest and dividend income on your return. (See instructions below for line 4 if your child received an Alaska Permanent Fund dividend.) | 4. | <u> </u> |

Capital Gain Net Income

- | | | | |
|----|---|----|--------------|
| 5. | Enter the amount from Form 1040, line 13. If the amount on that line is a loss, enter -0-. | 5. | <u>4,000</u> |
| 6. | Enter any gain from Form 4797, Sales of Business Property, line 7. If the amount on that line is a loss, enter -0-. (But, if you completed lines 8 and 9 of Form 4797, enter the amount from line 9 instead.) | 6. | <u>3,000</u> |
| 7. | Subtract line 6 of this worksheet from line 5 of this worksheet. (If the result is less than zero, enter -0-.) | 7. | <u>1,000</u> |

Royalties and Rental Income from Personal Property

- | | | | |
|-----|--|-----|-------------------|
| 8. | Enter any royalty income from Schedule E, line 4, plus any income from the rental of personal property shown on Form 1040, line 21. | 8. | <u> </u> |
| 9. | Enter any expenses from Schedule E, line 21, related to royalty income, plus any expenses from the rental of personal property deducted on Form 1040, line 35. | 9. | <u> </u> |
| 10. | Subtract the amount on line 9 of this worksheet from the amount on line 8. (If the result is less than zero, enter -0-.) | 10. | <u> </u> |

Passive Activities

- | | | | |
|-----|--|-----|-------------------|
| 11. | Enter the total of any net income from passive activities (included on Schedule E, lines 26, 29a (col. (g)), 34a (col. (d)), and 40). (See instructions below for lines 11 and 12.) | 11. | <u> </u> |
| 12. | Enter the total of any losses from passive activities (included on Schedule E, lines 26, 29b (col. (f)), 34b (col. (c)), and 40). (See instructions below for lines 11 and 12.) | 12. | <u> </u> |
| 13. | Combine the amounts on lines 11 and 12 of this worksheet. (If the result is less than zero, enter -0-.) | 13. | <u> </u> |
| 14. | Add the amounts on lines 1, 2, 3, 4, 7, 10, and 13. Enter the total. This is your Investment Income. | 14. | <u>1,200</u> |
| 15. | Is the amount on line 14 more than \$2,650?
<input type="checkbox"/> Yes. You cannot take the credit.
<input type="checkbox"/> No. Go to Question 5 in <i>Step 2</i> of your Form 1040 instructions to find out if you can take the credit (unless you are using this publication to find out if you can take the credit; in that case, go to <i>Rule 7</i> , next). | | |


Instructions for line 4 if your child received Alaska Permanent Fund dividends. To figure the amount to enter on line 4, start with the amount on line 6 of Form 8814. Multiply that amount by a percentage that is equal to any Alaska Permanent Fund dividends divided by the total amount of interest and dividend income on lines 1a and 2 of Form 8814. Subtract the result from the amount on line 6 of Form 8814.

Example. Your 10-year-old child has taxable interest income of \$1,500 and an Alaska Permanent Fund dividend of \$1,100. You choose to report this income on your return. You enter \$1,500 on line 1a of Form 8814, \$1,100 on line 2, and \$2,600 on line 4. You enter \$1,000 on line 6 of Form 8814 and line 21 of Form 1040. You figure the amount to enter on line 4 of this worksheet as follows:
 $\$1,000 - (\$1,000 \times (\$1,100 \div \$2,600)) = \$577$.

Instructions for lines 11 and 12. In figuring the amount to enter on lines 11 and 12, do not take into account any royalty income (or loss) included on line 26 of Schedule E or any amount included in your earned income. To find out if the income on line 26 or line 40 of Schedule E is from a passive activity, see the Schedule E instructions. If any of the rental real estate income (or loss) included on Schedule E, line 26, is not from a passive activity, print "NPA" and the amount of that income (or loss) on the dotted line next to line 26.



Filled-in EIC Worksheet B—Steve and Linda Green (Page references are to the Form 1040 Instructions)

Worksheet **B**—Earned Income Credit (EIC)—Lines 65a and 65b *Keep for Your Records* 

Use this worksheet if you were self-employed, or you are filing Schedule SE because you were a member of the clergy or you had church employee income, or you are filing Schedule C or C-EZ as a statutory employee.

- ✓ Complete the parts below (Parts 1 through 3) that apply to you. Then, continue to Part 4.
- ✓ If you are married filing a joint return, include your spouse's amounts, if any, with yours to figure the amounts to enter in Parts 1 through 3.


Part 1 Self-Employed, Members of the Clergy, and People With Church Employee Income Filing Schedule SE	1a. Enter the amount from Schedule SE, Section A, line 3, or Section B, line 3, whichever applies.	1a	
	b. Enter any amount from Schedule SE, Section B, line 4b, and line 5a.	+ 1b	1,600
	c. Combine lines 1a and 1b.	= 1c	1,600
	d. Enter the amount from Schedule SE, Section A, line 6, or Section B, line 13, whichever applies.	- 1d	122
	e. Subtract line 1d from 1c.	= 1e	1,478

Part 2 Self-Employed NOT Required To File Schedule SE <small>For example, your net earnings from self-employment were less than \$400.</small>	2. Do not include on these lines any statutory employee income or any amount exempt from self-employment tax as the result of the filing and approval of Form 4029 or Form 4361.		
	a. Enter any net farm profit or (loss) from Schedule F, line 36, and from farm partnerships, Schedule K-1 (Form 1065), box 14, code A*.	2a	
	b. Enter any net profit or (loss) from Schedule C, line 31; Schedule C-EZ, line 3; Schedule K-1 (Form 1065), box 14, code A (other than farming); and Schedule K-1 (Form 1065-B), box 9*.	+ 2b	
c. Combine lines 2a and 2b.	= 2c		

*Reduce any Schedule K-1 amounts by any partnership section 179 expense deduction claimed, unreimbursed partnership expenses claimed, and depletion claimed on oil and gas properties. If you have any Schedule K-1 amounts, complete the appropriate line(s) of Schedule SE, Section A. Put your name and social security number on Schedule SE and attach it to your return.

Part 3 Statutory Employees Filing Schedule C or C-EZ	3. Enter the amount from Schedule C, line 1, or Schedule C-EZ, line 1, that you are filing as a statutory employee.	3	
---	---	---	--


Part 4 All Filers Using Worksheet B <small>Note. If line 4b includes income on which you should have paid self-employment tax but did not, we may reduce your credit by the amount of self-employment tax not paid.</small>	4a. Enter your earned income from Step 5 on page 43.	4a	15,000
	b. Combine lines 1e, 2c, 3, and 4a. This is your total earned income.	4b	16,478

If line 4b is zero or less,  You cannot take the credit. Put "No" on the dotted line next to line 65a.

5. If you have:

- 2 or more qualifying children, is line 4b less than \$34,458 (\$35,458 if married filing jointly)?
- 1 qualifying child, is line 4b less than \$30,338 (\$31,338 if married filing jointly)?
- No qualifying children, is line 4b less than \$11,490 (\$12,490 if married filing jointly)?

Yes. If you want the IRS to figure your credit, see page 44. *If you want to figure the credit yourself, enter the amount from line 4b on line 6 (page 47).*

No.  You cannot take the credit. Put "No" on the dotted line next to line 65a.

Filled-in EIC Worksheet B—Steve and Linda Green (Page references are to the Form 1040 Instructions)

Worksheet B—Continued from page 46

Keep for Your Records 

Part 5

All Filers Using Worksheet B

6. Enter your total earned income from Part 4, line 4b, on page 46.

6	16,478
----------	--------

7. Look up the amount on line 6 above in the EIC Table on pages 48–53 to find the credit. Be sure you use the correct column for your filing status and the number of children you have. Enter the credit here.

7	3,998
----------	-------

If line 7 is zero,  You cannot take the credit. Put “No” on the dotted line next to line 65a.

8. Enter the amount from Form 1040, line 37.

8	16,878
----------	--------

9. Are the amounts on lines 8 and 6 the same?
 Yes. Skip line 10; enter the amount from line 7 on line 11.
 No. Go to line 10.

Part 6

Filers Who Answered “No” on Line 9

10. If you have:
 • No qualifying children, is the amount on line 8 less than \$6,400 (\$7,400 if married filing jointly)?
 • 1 or more qualifying children, is the amount on line 8 less than \$14,050 (\$15,050 if married filing jointly)?
 Yes. Leave line 10 blank; enter the amount from line 7 on line 11.
 No. Look up the amount on line 8 in the EIC Table on pages 48–53 to find the credit. Be sure you use the correct column for your filing status and the number of children you have. Enter the credit here.

10	3,914
-----------	-------

 Look at the amounts on lines 10 and 7. Then, enter the **smaller** amount on line 11.

Part 7

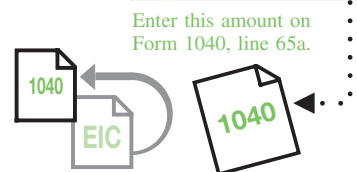
Your Earned Income Credit

11. **This is your earned income credit.**

11	3,914
-----------	-------

Reminder—

✓ If you have a qualifying child, complete and attach Schedule EIC.



If your EIC for a year after 1996 was reduced or disallowed, see page 44 to find out if you must file Form 8862 to take the credit for 2004.



Example:

Victor and Ida Brown have two children. Victor is a minister.

Example 4. Victor and Ida Brown

Victor and Ida Brown have two children, Kevin, age 15, and Ashley, age 14. The children lived with Victor and Ida for all of 2004. Ida earned wages of \$10,000 and Victor, a member of the clergy, received a salary of \$17,000. Victor also receives a housing allowance of \$500 a month (\$6,000 a year) from the church. The Browns received \$200 in interest on their savings account. They had no other income in 2004.

Victor does not have to pay income tax on his housing allowance but he does have to include it in net earnings from self-employment and pay self-employment tax on it. To figure his self-employment tax, he must complete Schedule SE (Form 1040). He completes Schedule SE and figures self-employment tax of \$3,250. He puts this figure on Form 1040, line 57 and deducts \$1,625, one-half of his self-employment tax, on Form 1040, line 30.

Victor and Ida read the Form 1040 instructions for lines 65a and 65b, and find that they meet all the rules to claim the EIC. For example, their AGI of \$25,575 (\$17,000 + \$10,000 + \$200 - \$1,625) is less than \$35,458 (*Step 1, question 1*). Their investment income (\$200 interest income from a savings account) is less than \$2,650 (*Step 2*). Both of their children are qualifying children (*Step 3, question 2*).

Completing EIC Worksheet B. Because Victor is a member of the clergy, the Browns use EIC Worksheet B in the Form 1040 instructions (shown on pages 40 and 41) to figure their earned income credit.

Part 1. Victor and Ida enter \$23,000 on line 1a. This amount, from Section B, line 3, of Victor's Schedule SE, consists of his \$17,000 salary plus his \$6,000 housing allowance. After completing lines 1a–1d, they enter \$21,375 on line 1e.


Parts 2 and 3. They skip parts 2 and 3.

Part 4. On line 4a, they enter \$10,000. They figured this amount in *Step 5* of the Form 1040 instructions for lines 65a and 65b. They started with the amount on line 7 (Form 1040), \$27,000 (\$17,000 + \$10,000), and subtracted the amount on that line that was also reported on line 2 of Schedule SE, Victor's \$17,000 salary. On line 4b, they enter \$31,375 (\$21,375 + \$10,000). This is their total earned income. Since it is less than \$35,458, they go to *Part 5* and enter \$31,375 on line 6.

Parts 5–7. They complete *Parts 5* through *7* and figure their earned income credit of \$860. They enter this amount on line 65a of Form 1040 and put "Clergy" on the dotted line next to line 65a.



Filled-in EIC Worksheet B—Victor and Ida Brown (Page references are to the Form 1040 Instructions)

Worksheet B—Earned Income Credit (EIC)—Lines 65a and 65b *Keep for Your Records* 

Use this worksheet if you were self-employed, or you are filing Schedule SE because you were a member of the clergy or you had church employee income, or you are filing Schedule C or C-EZ as a statutory employee.

- ✓ Complete the parts below (Parts 1 through 3) that apply to you. Then, continue to Part 4.
- ✓ If you are married filing a joint return, include your spouse’s amounts, if any, with yours to figure the amounts to enter in Parts 1 through 3.


Part 1 Self-Employed, Members of the Clergy, and People With Church Employee Income Filing Schedule SE	1a. Enter the amount from Schedule SE, Section A, line 3, or Section B, line 3, whichever applies.	1a	23,000
	b. Enter any amount from Schedule SE, Section B, line 4b, and line 5a.	+ 1b	
	c. Combine lines 1a and 1b.	= 1c	23,000
	d. Enter the amount from Schedule SE, Section A, line 6, or Section B, line 13, whichever applies.	- 1d	1,625
	e. Subtract line 1d from 1c.	= 1e	21,375

Part 2 Self-Employed NOT Required To File Schedule SE <small>For example, your net earnings from self-employment were less than \$400.</small>	2. Do not include on these lines any statutory employee income or any amount exempt from self-employment tax as the result of the filing and approval of Form 4029 or Form 4361.		
	a. Enter any net farm profit or (loss) from Schedule F, line 36, and from farm partnerships, Schedule K-1 (Form 1065), box 14, code A*.	2a	
	b. Enter any net profit or (loss) from Schedule C, line 31; Schedule C-EZ, line 3; Schedule K-1 (Form 1065), box 14, code A (other than farming); and Schedule K-1 (Form 1065-B), box 9*.	+ 2b	
c. Combine lines 2a and 2b.	= 2c		

*Reduce any Schedule K-1 amounts by any partnership section 179 expense deduction claimed, unreimbursed partnership expenses claimed, and depletion claimed on oil and gas properties. If you have any Schedule K-1 amounts, complete the appropriate line(s) of Schedule SE, Section A. Put your name and social security number on Schedule SE and attach it to your return.

Part 3 Statutory Employees Filing Schedule C or C-EZ	3. Enter the amount from Schedule C, line 1, or Schedule C-EZ, line 1, that you are filing as a statutory employee.	3	
---	---	---	--


Part 4 All Filers Using Worksheet B <small>Note. If line 4b includes income on which you should have paid self-employment tax but did not, we may reduce your credit by the amount of self-employment tax not paid.</small>	4a. Enter your earned income from Step 5 on page 43.	4a	10,000
	b. Combine lines 1e, 2c, 3, and 4a. This is your total earned income.	4b	31,375

If line 4b is zero or less,  You cannot take the credit. Put “No” on the dotted line next to line 65a.

5. If you have:

- 2 or more qualifying children, is line 4b less than \$34,458 (\$35,458 if married filing jointly)?
- 1 qualifying child, is line 4b less than \$30,338 (\$31,338 if married filing jointly)?
- No qualifying children, is line 4b less than \$11,490 (\$12,490 if married filing jointly)?

Yes. If you want the IRS to figure your credit, see page 44. *If you want to figure the credit yourself, enter the amount from line 4b on line 6 (page 47).*

No.  You cannot take the credit. Put “No” on the dotted line next to line 65a.

Filled-in EIC Worksheet B—Victor and Ida Brown (Page references are to the Form 1040 Instructions)

Worksheet B—Continued from page 46

Keep for Your Records



Part 5

All Filers Using Worksheet B

6. Enter your total earned income from Part 4, line 4b, on page 46.

6	31,375
----------	--------

7. Look up the amount on line 6 above in the EIC Table on pages 48–53 to find the credit. Be sure you use the correct column for your filing status and the number of children you have. Enter the credit here.

7	860
----------	-----

If line 7 is zero, You cannot take the credit. Put “No” on the dotted line next to line 65a.

8. Enter the amount from Form 1040, line 37.

8	25,575
----------	--------

9. Are the amounts on lines 8 and 6 the same?

Yes. Skip line 10; enter the amount from line 7 on line 11.

No. Go to line 10.

Part 6

Filers Who Answered “No” on Line 9

10. If you have:

- No qualifying children, is the amount on line 8 less than \$6,400 (\$7,400 if married filing jointly)?
- 1 or more qualifying children, is the amount on line 8 less than \$14,050 (\$15,050 if married filing jointly)?

Yes. Leave line 10 blank; enter the amount from line 7 on line 11.

No. Look up the amount on line 8 in the EIC Table on pages 48–53 to find the credit. Be sure you use the correct column for your filing status and the number of children you have. Enter the credit here. Look at the amounts on lines 10 and 7. Then, enter the **smaller** amount on line 11.

10	2,081
-----------	-------

Part 7


Your Earned Income Credit

11. This is your earned income credit.

11	860
-----------	-----

Reminder—

✓ If you have a qualifying child, complete and attach Schedule EIC.



If your EIC for a year after 1996 was reduced or disallowed, see page 44 to find out if you must file Form 8862 to take the credit for 2004.



Appendix

2004 Earned Income Credit (EIC) Table

Caution. This is not a tax table.

- To find your credit, read down the "At least – But less than" columns and find the line that includes the amount you were told to look up from your EIC Worksheet.
 - Then, go to the column that includes your filing status and the number of qualifying children you have. Enter the credit from that column on your EIC Worksheet.
- Example.** If your filing status is single, you have one qualifying child, and the amount you are looking up from your EIC Worksheet is \$2,455, you would enter \$842.

If the amount you are looking up from the worksheet is—			And your filing status is—		
			Single, head of household, or qualifying widow(er) and you have—		
			No children	One child	Two children
At least	But less than		Your credit is—		
2,400	2,450		186	825	970
2,450	2,500		189	842	990

If the amount you are looking up from the worksheet is—		And your filing status is—						If the amount you are looking up from the worksheet is—		And your filing status is—					
		Single, head of household, or qualifying widow(er) and you have—			Married filing jointly and you have—					Single, head of household, or qualifying widow(er) and you have—			Married filing jointly and you have—		
		No children	One child	Two children	No children	One child	Two children			No children	One child	Two children	No children	One child	Two children
At least	But less than	Your credit is—			Your credit is—			At least	But less than	Your credit is—			Your credit is—		
\$1	\$50	\$2	\$9	\$10	\$2	\$9	\$10	2,750	2,800	212	944	1,110	212	944	1,110
50	100	6	26	30	6	26	30	2,800	2,850	216	961	1,130	216	961	1,130
100	150	10	43	50	10	43	50	2,850	2,900	220	978	1,150	220	978	1,150
150	200	13	60	70	13	60	70	2,900	2,950	224	995	1,170	224	995	1,170
200	250	17	77	90	17	77	90	2,950	3,000	228	1,012	1,190	228	1,012	1,190
250	300	21	94	110	21	94	110	3,000	3,050	231	1,029	1,210	231	1,029	1,210
300	350	25	111	130	25	111	130	3,050	3,100	235	1,046	1,230	235	1,046	1,230
350	400	29	128	150	29	128	150	3,100	3,150	239	1,063	1,250	239	1,063	1,250
400	450	33	145	170	33	145	170	3,150	3,200	243	1,080	1,270	243	1,080	1,270
450	500	36	162	190	36	162	190	3,200	3,250	247	1,097	1,290	247	1,097	1,290
500	550	40	179	210	40	179	210	3,250	3,300	251	1,114	1,310	251	1,114	1,310
550	600	44	196	230	44	196	230	3,300	3,350	254	1,131	1,330	254	1,131	1,330
600	650	48	213	250	48	213	250	3,350	3,400	258	1,148	1,350	258	1,148	1,350
650	700	52	230	270	52	230	270	3,400	3,450	262	1,165	1,370	262	1,165	1,370
700	750	55	247	290	55	247	290	3,450	3,500	266	1,182	1,390	266	1,182	1,390
750	800	59	264	310	59	264	310	3,500	3,550	270	1,199	1,410	270	1,199	1,410
800	850	63	281	330	63	281	330	3,550	3,600	273	1,216	1,430	273	1,216	1,430
850	900	67	298	350	67	298	350	3,600	3,650	277	1,233	1,450	277	1,233	1,450
900	950	71	315	370	71	315	370	3,650	3,700	281	1,250	1,470	281	1,250	1,470
950	1,000	75	332	390	75	332	390	3,700	3,750	285	1,267	1,490	285	1,267	1,490
1,000	1,050	78	349	410	78	349	410	3,750	3,800	289	1,284	1,510	289	1,284	1,510
1,050	1,100	82	366	430	82	366	430	3,800	3,850	293	1,301	1,530	293	1,301	1,530
1,100	1,150	86	383	450	86	383	450	3,850	3,900	296	1,318	1,550	296	1,318	1,550
1,150	1,200	90	400	470	90	400	470	3,900	3,950	300	1,335	1,570	300	1,335	1,570
1,200	1,250	94	417	490	94	417	490	3,950	4,000	304	1,352	1,590	304	1,352	1,590
1,250	1,300	98	434	510	98	434	510	4,000	4,050	308	1,369	1,610	308	1,369	1,610
1,300	1,350	101	451	530	101	451	530	4,050	4,100	312	1,386	1,630	312	1,386	1,630
1,350	1,400	105	468	550	105	468	550	4,100	4,150	316	1,403	1,650	316	1,403	1,650
1,400	1,450	109	485	570	109	485	570	4,150	4,200	319	1,420	1,670	319	1,420	1,670
1,450	1,500	113	502	590	113	502	590	4,200	4,250	323	1,437	1,690	323	1,437	1,690
1,500	1,550	117	519	610	117	519	610	4,250	4,300	327	1,454	1,710	327	1,454	1,710
1,550	1,600	120	536	630	120	536	630	4,300	4,350	331	1,471	1,730	331	1,471	1,730
1,600	1,650	124	553	650	124	553	650	4,350	4,400	335	1,488	1,750	335	1,488	1,750
1,650	1,700	128	570	670	128	570	670	4,400	4,450	339	1,505	1,770	339	1,505	1,770
1,700	1,750	132	587	690	132	587	690	4,450	4,500	342	1,522	1,790	342	1,522	1,790
1,750	1,800	136	604	710	136	604	710	4,500	4,550	346	1,539	1,810	346	1,539	1,810
1,800	1,850	140	621	730	140	621	730	4,550	4,600	350	1,556	1,830	350	1,556	1,830
1,850	1,900	143	638	750	143	638	750	4,600	4,650	354	1,573	1,850	354	1,573	1,850
1,900	1,950	147	655	770	147	655	770	4,650	4,700	358	1,590	1,870	358	1,590	1,870
1,950	2,000	151	672	790	151	672	790	4,700	4,750	361	1,607	1,890	361	1,607	1,890
2,000	2,050	155	689	810	155	689	810	4,750	4,800	365	1,624	1,910	365	1,624	1,910
2,050	2,100	159	706	830	159	706	830	4,800	4,850	369	1,641	1,930	369	1,641	1,930
2,100	2,150	163	723	850	163	723	850	4,850	4,900	373	1,658	1,950	373	1,658	1,950
2,150	2,200	166	740	870	166	740	870	4,900	4,950	377	1,675	1,970	377	1,675	1,970
2,200	2,250	170	757	890	170	757	890	4,950	5,000	381	1,692	1,990	381	1,692	1,990
2,250	2,300	174	774	910	174	774	910	5,000	5,050	384	1,709	2,010	384	1,709	2,010
2,300	2,350	178	791	930	178	791	930	5,050	5,100	388	1,726	2,030	388	1,726	2,030
2,350	2,400	182	808	950	182	808	950	5,100	5,150	390	1,743	2,050	390	1,743	2,050
2,400	2,450	186	825	970	186	825	970	5,150	5,200	390	1,760	2,070	390	1,760	2,070
2,450	2,500	189	842	990	189	842	990	5,200	5,250	390	1,777	2,090	390	1,777	2,090
2,500	2,550	193	859	1,010	193	859	1,010	5,250	5,300	390	1,794	2,110	390	1,794	2,110
2,550	2,600	197	876	1,030	197	876	1,030	5,300	5,350	390	1,811	2,130	390	1,811	2,130
2,600	2,650	201	893	1,050	201	893	1,050	5,350	5,400	390	1,828	2,150	390	1,828	2,150
2,650	2,700	205	910	1,070	205	910	1,070	5,400	5,450	390	1,845	2,170	390	1,845	2,170
2,700	2,750	208	927	1,090	208	927	1,090	5,450	5,500	390	1,862	2,190	390	1,862	2,190

(Continued on page 49)

2004 Earned Income Credit (EIC) Table—Continued (Caution. This is not a tax table.)

If the amount you are looking up from the worksheet is—		And your filing status is—						If the amount you are looking up from the worksheet is—		And your filing status is—					
		Single, head of household, or qualifying widow(er) and you have—			Married filing jointly and you have—					Single, head of household, or qualifying widow(er) and you have—			Married filing jointly and you have—		
		No children	One child	Two children	No children	One child	Two children			No children	One child	Two children	No children	One child	Two children
At least	But less than	Your credit is—			Your credit is—			At least	But less than	Your credit is—			Your credit is—		
5,500	5,550	390	1,879	2,210	390	1,879	2,210	8,500	8,550	227	2,604	3,410	303	2,604	3,410
5,550	5,600	390	1,896	2,230	390	1,896	2,230	8,550	8,600	223	2,604	3,430	299	2,604	3,430
5,600	5,650	390	1,913	2,250	390	1,913	2,250	8,600	8,650	219	2,604	3,450	296	2,604	3,450
5,650	5,700	390	1,930	2,270	390	1,930	2,270	8,650	8,700	215	2,604	3,470	292	2,604	3,470
5,700	5,750	390	1,947	2,290	390	1,947	2,290	8,700	8,750	212	2,604	3,490	288	2,604	3,490
5,750	5,800	390	1,964	2,310	390	1,964	2,310	8,750	8,800	208	2,604	3,510	284	2,604	3,510
5,800	5,850	390	1,981	2,330	390	1,981	2,330	8,800	8,850	204	2,604	3,530	280	2,604	3,530
5,850	5,900	390	1,998	2,350	390	1,998	2,350	8,850	8,900	200	2,604	3,550	277	2,604	3,550
5,900	5,950	390	2,015	2,370	390	2,015	2,370	8,900	8,950	196	2,604	3,570	273	2,604	3,570
5,950	6,000	390	2,032	2,390	390	2,032	2,390	8,950	9,000	192	2,604	3,590	269	2,604	3,590
6,000	6,050	390	2,049	2,410	390	2,049	2,410	9,000	9,050	189	2,604	3,610	265	2,604	3,610
6,050	6,100	390	2,066	2,430	390	2,066	2,430	9,050	9,100	185	2,604	3,630	261	2,604	3,630
6,100	6,150	390	2,083	2,450	390	2,083	2,450	9,100	9,150	181	2,604	3,650	257	2,604	3,650
6,150	6,200	390	2,100	2,470	390	2,100	2,470	9,150	9,200	177	2,604	3,670	254	2,604	3,670
6,200	6,250	390	2,117	2,490	390	2,117	2,490	9,200	9,250	173	2,604	3,690	250	2,604	3,690
6,250	6,300	390	2,134	2,510	390	2,134	2,510	9,250	9,300	169	2,604	3,710	246	2,604	3,710
6,300	6,350	390	2,151	2,530	390	2,151	2,530	9,300	9,350	166	2,604	3,730	242	2,604	3,730
6,350	6,400	390	2,168	2,550	390	2,168	2,550	9,350	9,400	162	2,604	3,750	238	2,604	3,750
6,400	6,450	387	2,185	2,570	390	2,185	2,570	9,400	9,450	158	2,604	3,770	234	2,604	3,770
6,450	6,500	384	2,202	2,590	390	2,202	2,590	9,450	9,500	154	2,604	3,790	231	2,604	3,790
6,500	6,550	380	2,219	2,610	390	2,219	2,610	9,500	9,550	150	2,604	3,810	227	2,604	3,810
6,550	6,600	376	2,236	2,630	390	2,236	2,630	9,550	9,600	146	2,604	3,830	223	2,604	3,830
6,600	6,650	372	2,253	2,650	390	2,253	2,650	9,600	9,650	143	2,604	3,850	219	2,604	3,850
6,650	6,700	368	2,270	2,670	390	2,270	2,670	9,650	9,700	139	2,604	3,870	215	2,604	3,870
6,700	6,750	365	2,287	2,690	390	2,287	2,690	9,700	9,750	135	2,604	3,890	212	2,604	3,890
6,750	6,800	361	2,304	2,710	390	2,304	2,710	9,750	9,800	131	2,604	3,910	208	2,604	3,910
6,800	6,850	357	2,321	2,730	390	2,321	2,730	9,800	9,850	127	2,604	3,930	204	2,604	3,930
6,850	6,900	353	2,338	2,750	390	2,338	2,750	9,850	9,900	124	2,604	3,950	200	2,604	3,950
6,900	6,950	349	2,355	2,770	390	2,355	2,770	9,900	9,950	120	2,604	3,970	196	2,604	3,970
6,950	7,000	345	2,372	2,790	390	2,372	2,790	9,950	10,000	116	2,604	3,990	192	2,604	3,990
7,000	7,050	342	2,389	2,810	390	2,389	2,810	10,000	10,050	112	2,604	4,010	189	2,604	4,010
7,050	7,100	338	2,406	2,830	390	2,406	2,830	10,050	10,100	108	2,604	4,030	185	2,604	4,030
7,100	7,150	334	2,423	2,850	390	2,423	2,850	10,100	10,150	104	2,604	4,050	181	2,604	4,050
7,150	7,200	330	2,440	2,870	390	2,440	2,870	10,150	10,200	101	2,604	4,070	177	2,604	4,070
7,200	7,250	326	2,457	2,890	390	2,457	2,890	10,200	10,250	97	2,604	4,090	173	2,604	4,090
7,250	7,300	322	2,474	2,910	390	2,474	2,910	10,250	10,300	93	2,604	4,110	169	2,604	4,110
7,300	7,350	319	2,491	2,930	390	2,491	2,930	10,300	10,350	89	2,604	4,130	166	2,604	4,130
7,350	7,400	315	2,508	2,950	390	2,508	2,950	10,350	10,400	85	2,604	4,150	162	2,604	4,150
7,400	7,450	311	2,525	2,970	387	2,525	2,970	10,400	10,450	81	2,604	4,170	158	2,604	4,170
7,450	7,500	307	2,542	2,990	384	2,542	2,990	10,450	10,500	78	2,604	4,190	154	2,604	4,190
7,500	7,550	303	2,559	3,010	380	2,559	3,010	10,500	10,550	74	2,604	4,210	150	2,604	4,210
7,550	7,600	299	2,576	3,030	376	2,576	3,030	10,550	10,600	70	2,604	4,230	146	2,604	4,230
7,600	7,650	296	2,593	3,050	372	2,593	3,050	10,600	10,650	66	2,604	4,250	143	2,604	4,250
7,650	7,700	292	2,604	3,070	368	2,604	3,070	10,650	10,700	62	2,604	4,270	139	2,604	4,270
7,700	7,750	288	2,604	3,090	365	2,604	3,090	10,700	10,750	59	2,604	4,290	135	2,604	4,290
7,750	7,800	284	2,604	3,110	361	2,604	3,110	10,750	10,800	55	2,604	4,300	131	2,604	4,300
7,800	7,850	280	2,604	3,130	357	2,604	3,130	10,800	10,850	51	2,604	4,300	127	2,604	4,300
7,850	7,900	277	2,604	3,150	353	2,604	3,150	10,850	10,900	47	2,604	4,300	124	2,604	4,300
7,900	7,950	273	2,604	3,170	349	2,604	3,170	10,900	10,950	43	2,604	4,300	120	2,604	4,300
7,950	8,000	269	2,604	3,190	345	2,604	3,190	10,950	11,000	39	2,604	4,300	116	2,604	4,300
8,000	8,050	265	2,604	3,210	342	2,604	3,210	11,000	11,050	36	2,604	4,300	112	2,604	4,300
8,050	8,100	261	2,604	3,230	338	2,604	3,230	11,050	11,100	32	2,604	4,300	108	2,604	4,300
8,100	8,150	257	2,604	3,250	334	2,604	3,250	11,100	11,150	28	2,604	4,300	104	2,604	4,300
8,150	8,200	254	2,604	3,270	330	2,604	3,270	11,150	11,200	24	2,604	4,300	101	2,604	4,300
8,200	8,250	250	2,604	3,290	326	2,604	3,290	11,200	11,250	20	2,604	4,300	97	2,604	4,300
8,250	8,300	246	2,604	3,310	322	2,604	3,310	11,250	11,300	16	2,604	4,300	93	2,604	4,300
8,300	8,350	242	2,604	3,330	319	2,604	3,330	11,300	11,350	13	2,604	4,300	89	2,604	4,300
8,350	8,400	238	2,604	3,350	315	2,604	3,350	11,350	11,400	9	2,604	4,300	85	2,604	4,300
8,400	8,450	234	2,604	3,370	311	2,604	3,370	11,400	11,450	5	2,604	4,300	81	2,604	4,300
8,450	8,500	231	2,604	3,390	307	2,604	3,390	11,450	11,500	*	2,604	4,300	78	2,604	4,300

*If the amount you are looking up from the worksheet is at least \$11,450 (\$12,450 if married filing jointly) but less than \$11,490 (\$12,490 if married filing jointly), your credit is \$2. Otherwise, you cannot take the credit.

(Continued on page 50)

2004 Earned Income Credit (EIC) Table—Continued

(Caution. This is not a tax table.)

If the amount you are looking up from the worksheet is—		And your filing status is—						If the amount you are looking up from the worksheet is—		And your filing status is—					
		Single, head of household, or qualifying widow(er) and you have—			Married filing jointly and you have—					Single, head of household, or qualifying widow(er) and you have—			Married filing jointly and you have—		
		No children	One child	Two children	No children	One child	Two children			No children	One child	Two children	No children	One child	Two children
At least	But less than	Your credit is—			Your credit is—			At least	But less than	Your credit is—			Your credit is—		
11,500	11,550	0	2,604	4,300	74	2,604	4,300	16,000	16,050	0	2,287	3,882	0	2,447	4,093
11,550	11,600	0	2,604	4,300	70	2,604	4,300	16,050	16,100	0	2,279	3,871	0	2,439	4,082
11,600	11,650	0	2,604	4,300	66	2,604	4,300	16,100	16,150	0	2,271	3,861	0	2,431	4,071
11,650	11,700	0	2,604	4,300	62	2,604	4,300	16,150	16,200	0	2,263	3,850	0	2,423	4,061
11,700	11,750	0	2,604	4,300	59	2,604	4,300	16,200	16,250	0	2,255	3,840	0	2,415	4,050
11,750	11,800	0	2,604	4,300	55	2,604	4,300	16,250	16,300	0	2,247	3,829	0	2,407	4,040
11,800	11,850	0	2,604	4,300	51	2,604	4,300	16,300	16,350	0	2,239	3,819	0	2,399	4,029
11,850	11,900	0	2,604	4,300	47	2,604	4,300	16,350	16,400	0	2,231	3,808	0	2,391	4,019
11,900	11,950	0	2,604	4,300	43	2,604	4,300	16,400	16,450	0	2,223	3,798	0	2,383	4,008
11,950	12,000	0	2,604	4,300	39	2,604	4,300	16,450	16,500	0	2,215	3,787	0	2,375	3,998
12,000	12,050	0	2,604	4,300	36	2,604	4,300	16,500	16,550	0	2,207	3,777	0	2,367	3,987
12,050	12,100	0	2,604	4,300	32	2,604	4,300	16,550	16,600	0	2,199	3,766	0	2,359	3,977
12,100	12,150	0	2,604	4,300	28	2,604	4,300	16,600	16,650	0	2,191	3,756	0	2,351	3,966
12,150	12,200	0	2,604	4,300	24	2,604	4,300	16,650	16,700	0	2,183	3,745	0	2,343	3,956
12,200	12,250	0	2,604	4,300	20	2,604	4,300	16,700	16,750	0	2,175	3,735	0	2,335	3,945
12,250	12,300	0	2,604	4,300	16	2,604	4,300	16,750	16,800	0	2,167	3,724	0	2,327	3,935
12,300	12,350	0	2,604	4,300	13	2,604	4,300	16,800	16,850	0	2,159	3,713	0	2,319	3,924
12,350	12,400	0	2,604	4,300	9	2,604	4,300	16,850	16,900	0	2,151	3,703	0	2,311	3,914
12,400	12,450	0	2,604	4,300	5	2,604	4,300	16,900	16,950	0	2,143	3,692	0	2,303	3,903
12,450	12,500	0	2,604	4,300	*	2,604	4,300	16,950	17,000	0	2,135	3,682	0	2,295	3,892
12,500	14,050	0	2,604	4,300	0	2,604	4,300	17,000	17,050	0	2,127	3,671	0	2,287	3,882
14,050	14,100	0	2,599	4,293	0	2,604	4,300	17,050	17,100	0	2,119	3,661	0	2,279	3,871
14,100	14,150	0	2,591	4,282	0	2,604	4,300	17,100	17,150	0	2,111	3,650	0	2,271	3,861
14,150	14,200	0	2,583	4,272	0	2,604	4,300	17,150	17,200	0	2,103	3,640	0	2,263	3,850
14,200	14,250	0	2,575	4,261	0	2,604	4,300	17,200	17,250	0	2,095	3,629	0	2,255	3,840
14,250	14,300	0	2,567	4,251	0	2,604	4,300	17,250	17,300	0	2,087	3,619	0	2,247	3,829
14,300	14,350	0	2,559	4,240	0	2,604	4,300	17,300	17,350	0	2,079	3,608	0	2,239	3,819
14,350	14,400	0	2,551	4,229	0	2,604	4,300	17,350	17,400	0	2,071	3,598	0	2,231	3,808
14,400	14,450	0	2,543	4,219	0	2,604	4,300	17,400	17,450	0	2,063	3,587	0	2,223	3,798
14,450	14,500	0	2,535	4,208	0	2,604	4,300	17,450	17,500	0	2,055	3,577	0	2,215	3,787
14,500	14,550	0	2,527	4,198	0	2,604	4,300	17,500	17,550	0	2,047	3,566	0	2,207	3,777
14,550	14,600	0	2,519	4,187	0	2,604	4,300	17,550	17,600	0	2,040	3,556	0	2,199	3,766
14,600	14,650	0	2,511	4,177	0	2,604	4,300	17,600	17,650	0	2,032	3,545	0	2,191	3,756
14,650	14,700	0	2,503	4,166	0	2,604	4,300	17,650	17,700	0	2,024	3,534	0	2,183	3,745
14,700	14,750	0	2,495	4,156	0	2,604	4,300	17,700	17,750	0	2,016	3,524	0	2,175	3,735
14,750	14,800	0	2,487	4,145	0	2,604	4,300	17,750	17,800	0	2,008	3,513	0	2,167	3,724
14,800	14,850	0	2,479	4,135	0	2,604	4,300	17,800	17,850	0	2,000	3,503	0	2,159	3,713
14,850	14,900	0	2,471	4,124	0	2,604	4,300	17,850	17,900	0	1,992	3,492	0	2,151	3,703
14,900	14,950	0	2,463	4,114	0	2,604	4,300	17,900	17,950	0	1,984	3,482	0	2,143	3,692
14,950	15,000	0	2,455	4,103	0	2,604	4,300	17,950	18,000	0	1,976	3,471	0	2,135	3,682
15,000	15,050	0	2,447	4,093	0	2,604	4,300	18,000	18,050	0	1,968	3,461	0	2,127	3,671
15,050	15,100	0	2,439	4,082	0	2,599	4,293	18,050	18,100	0	1,960	3,450	0	2,119	3,661
15,100	15,150	0	2,431	4,071	0	2,591	4,282	18,100	18,150	0	1,952	3,440	0	2,111	3,650
15,150	15,200	0	2,423	4,061	0	2,583	4,272	18,150	18,200	0	1,944	3,429	0	2,103	3,640
15,200	15,250	0	2,415	4,050	0	2,575	4,261	18,200	18,250	0	1,936	3,419	0	2,095	3,629
15,250	15,300	0	2,407	4,040	0	2,567	4,251	18,250	18,300	0	1,928	3,408	0	2,087	3,619
15,300	15,350	0	2,399	4,029	0	2,559	4,240	18,300	18,350	0	1,920	3,398	0	2,079	3,608
15,350	15,400	0	2,391	4,019	0	2,551	4,229	18,350	18,400	0	1,912	3,387	0	2,071	3,598
15,400	15,450	0	2,383	4,008	0	2,543	4,219	18,400	18,450	0	1,904	3,377	0	2,063	3,587
15,450	15,500	0	2,375	3,998	0	2,535	4,208	18,450	18,500	0	1,896	3,366	0	2,055	3,577
15,500	15,550	0	2,367	3,987	0	2,527	4,198	18,500	18,550	0	1,888	3,355	0	2,047	3,566
15,550	15,600	0	2,359	3,977	0	2,519	4,187	18,550	18,600	0	1,880	3,345	0	2,040	3,556
15,600	15,650	0	2,351	3,966	0	2,511	4,177	18,600	18,650	0	1,872	3,334	0	2,032	3,545
15,650	15,700	0	2,343	3,956	0	2,503	4,166	18,650	18,700	0	1,864	3,324	0	2,024	3,534
15,700	15,750	0	2,335	3,945	0	2,495	4,156	18,700	18,750	0	1,856	3,313	0	2,016	3,524
15,750	15,800	0	2,327	3,935	0	2,487	4,145	18,750	18,800	0	1,848	3,303	0	2,008	3,513
15,800	15,850	0	2,319	3,924	0	2,479	4,135	18,800	18,850	0	1,840	3,292	0	2,000	3,503
15,850	15,900	0	2,311	3,914	0	2,471	4,124	18,850	18,900	0	1,832	3,282	0	1,992	3,492
15,900	15,950	0	2,303	3,903	0	2,463	4,114	18,900	18,950	0	1,824	3,271	0	1,984	3,482
15,950	16,000	0	2,295	3,892	0	2,455	4,103	18,950	19,000	0	1,816	3,261	0	1,976	3,471

*If the amount you are looking up from the worksheet is at least \$11,450 (\$12,450 if married filing jointly) but less than \$11,490 (\$12,490 if married filing jointly), your credit is \$2. Otherwise, you cannot take the credit.

(Continued on page 51)

2004 Earned Income Credit (EIC) Table—Continued (Caution. This is not a tax table.)

If the amount you are looking up from the worksheet is—		And your filing status is—						If the amount you are looking up from the worksheet is—		And your filing status is—					
		Single, head of household, or qualifying widow(er) and you have—			Married filing jointly and you have—					Single, head of household, or qualifying widow(er) and you have—			Married filing jointly and you have—		
		No children	One child	Two children	No children	One child	Two children			No children	One child	Two children	No children	One child	Two children
At least	But less than	Your credit is—			Your credit is—			At least	But less than	Your credit is—			Your credit is—		
19,000	19,050	0	1,808	3,250	0	1,968	3,461	22,000	22,050	0	1,328	2,618	0	1,488	2,829
19,050	19,100	0	1,800	3,240	0	1,960	3,450	22,050	22,100	0	1,320	2,608	0	1,480	2,818
19,100	19,150	0	1,792	3,229	0	1,952	3,440	22,100	22,150	0	1,312	2,597	0	1,472	2,808
19,150	19,200	0	1,784	3,219	0	1,944	3,429	22,150	22,200	0	1,304	2,587	0	1,464	2,797
19,200	19,250	0	1,776	3,208	0	1,936	3,419	22,200	22,250	0	1,296	2,576	0	1,456	2,787
19,250	19,300	0	1,768	3,198	0	1,928	3,408	22,250	22,300	0	1,288	2,566	0	1,448	2,776
19,300	19,350	0	1,760	3,187	0	1,920	3,398	22,300	22,350	0	1,280	2,555	0	1,440	2,766
19,350	19,400	0	1,752	3,176	0	1,912	3,387	22,350	22,400	0	1,272	2,545	0	1,432	2,755
19,400	19,450	0	1,744	3,166	0	1,904	3,377	22,400	22,450	0	1,264	2,534	0	1,424	2,745
19,450	19,500	0	1,736	3,155	0	1,896	3,366	22,450	22,500	0	1,256	2,524	0	1,416	2,734
19,500	19,550	0	1,728	3,145	0	1,888	3,355	22,500	22,550	0	1,248	2,513	0	1,408	2,724
19,550	19,600	0	1,720	3,134	0	1,880	3,345	22,550	22,600	0	1,241	2,503	0	1,400	2,713
19,600	19,650	0	1,712	3,124	0	1,872	3,334	22,600	22,650	0	1,233	2,492	0	1,392	2,703
19,650	19,700	0	1,704	3,113	0	1,864	3,324	22,650	22,700	0	1,225	2,481	0	1,384	2,692
19,700	19,750	0	1,696	3,103	0	1,856	3,313	22,700	22,750	0	1,217	2,471	0	1,376	2,682
19,750	19,800	0	1,688	3,092	0	1,848	3,303	22,750	22,800	0	1,209	2,460	0	1,368	2,671
19,800	19,850	0	1,680	3,082	0	1,840	3,292	22,800	22,850	0	1,201	2,450	0	1,360	2,660
19,850	19,900	0	1,672	3,071	0	1,832	3,282	22,850	22,900	0	1,193	2,439	0	1,352	2,650
19,900	19,950	0	1,664	3,061	0	1,824	3,271	22,900	22,950	0	1,185	2,429	0	1,344	2,639
19,950	20,000	0	1,656	3,050	0	1,816	3,261	22,950	23,000	0	1,177	2,418	0	1,336	2,629
20,000	20,050	0	1,648	3,040	0	1,808	3,250	23,000	23,050	0	1,169	2,408	0	1,328	2,618
20,050	20,100	0	1,640	3,029	0	1,800	3,240	23,050	23,100	0	1,161	2,397	0	1,320	2,608
20,100	20,150	0	1,632	3,018	0	1,792	3,229	23,100	23,150	0	1,153	2,387	0	1,312	2,597
20,150	20,200	0	1,624	3,008	0	1,784	3,219	23,150	23,200	0	1,145	2,376	0	1,304	2,587
20,200	20,250	0	1,616	2,997	0	1,776	3,208	23,200	23,250	0	1,137	2,366	0	1,296	2,576
20,250	20,300	0	1,608	2,987	0	1,768	3,198	23,250	23,300	0	1,129	2,355	0	1,288	2,566
20,300	20,350	0	1,600	2,976	0	1,760	3,187	23,300	23,350	0	1,121	2,345	0	1,280	2,555
20,350	20,400	0	1,592	2,966	0	1,752	3,176	23,350	23,400	0	1,113	2,334	0	1,272	2,545
20,400	20,450	0	1,584	2,955	0	1,744	3,166	23,400	23,450	0	1,105	2,324	0	1,264	2,534
20,450	20,500	0	1,576	2,945	0	1,736	3,155	23,450	23,500	0	1,097	2,313	0	1,256	2,524
20,500	20,550	0	1,568	2,934	0	1,728	3,145	23,500	23,550	0	1,089	2,302	0	1,248	2,513
20,550	20,600	0	1,560	2,924	0	1,720	3,134	23,550	23,600	0	1,081	2,292	0	1,241	2,503
20,600	20,650	0	1,552	2,913	0	1,712	3,124	23,600	23,650	0	1,073	2,281	0	1,233	2,492
20,650	20,700	0	1,544	2,903	0	1,704	3,113	23,650	23,700	0	1,065	2,271	0	1,225	2,481
20,700	20,750	0	1,536	2,892	0	1,696	3,103	23,700	23,750	0	1,057	2,260	0	1,217	2,471
20,750	20,800	0	1,528	2,882	0	1,688	3,092	23,750	23,800	0	1,049	2,250	0	1,209	2,460
20,800	20,850	0	1,520	2,871	0	1,680	3,082	23,800	23,850	0	1,041	2,239	0	1,201	2,450
20,850	20,900	0	1,512	2,861	0	1,672	3,071	23,850	23,900	0	1,033	2,229	0	1,193	2,439
20,900	20,950	0	1,504	2,850	0	1,664	3,061	23,900	23,950	0	1,025	2,218	0	1,185	2,429
20,950	21,000	0	1,496	2,839	0	1,656	3,050	23,950	24,000	0	1,017	2,208	0	1,177	2,418
21,000	21,050	0	1,488	2,829	0	1,648	3,040	24,000	24,050	0	1,009	2,197	0	1,169	2,408
21,050	21,100	0	1,480	2,818	0	1,640	3,029	24,050	24,100	0	1,001	2,187	0	1,161	2,397
21,100	21,150	0	1,472	2,808	0	1,632	3,018	24,100	24,150	0	993	2,176	0	1,153	2,387
21,150	21,200	0	1,464	2,797	0	1,624	3,008	24,150	24,200	0	985	2,166	0	1,145	2,376
21,200	21,250	0	1,456	2,787	0	1,616	2,997	24,200	24,250	0	977	2,155	0	1,137	2,366
21,250	21,300	0	1,448	2,776	0	1,608	2,987	24,250	24,300	0	969	2,145	0	1,129	2,355
21,300	21,350	0	1,440	2,766	0	1,600	2,976	24,300	24,350	0	961	2,134	0	1,121	2,345
21,350	21,400	0	1,432	2,755	0	1,592	2,966	24,350	24,400	0	953	2,123	0	1,113	2,334
21,400	21,450	0	1,424	2,745	0	1,584	2,955	24,400	24,450	0	945	2,113	0	1,105	2,324
21,450	21,500	0	1,416	2,734	0	1,576	2,945	24,450	24,500	0	937	2,102	0	1,097	2,313
21,500	21,550	0	1,408	2,724	0	1,568	2,934	24,500	24,550	0	929	2,092	0	1,089	2,302
21,550	21,600	0	1,400	2,713	0	1,560	2,924	24,550	24,600	0	921	2,081	0	1,081	2,292
21,600	21,650	0	1,392	2,703	0	1,552	2,913	24,600	24,650	0	913	2,071	0	1,073	2,281
21,650	21,700	0	1,384	2,692	0	1,544	2,903	24,650	24,700	0	905	2,060	0	1,065	2,271
21,700	21,750	0	1,376	2,682	0	1,536	2,892	24,700	24,750	0	897	2,050	0	1,057	2,260
21,750	21,800	0	1,368	2,671	0	1,528	2,882	24,750	24,800	0	889	2,039	0	1,049	2,250
21,800	21,850	0	1,360	2,660	0	1,520	2,871	24,800	24,850	0	881	2,029	0	1,041	2,239
21,850	21,900	0	1,352	2,650	0	1,512	2,861	24,850	24,900	0	873	2,018	0	1,033	2,229
21,900	21,950	0	1,344	2,639	0	1,504	2,850	24,900	24,950	0	865	2,008	0	1,025	2,218
21,950	22,000	0	1,336	2,629	0	1,496	2,839	24,950	25,000	0	857	1,997	0	1,017	2,208

(Continued on page 52)

2004 Earned Income Credit (EIC) Table—Continued (Caution. This is not a tax table.)

If the amount you are looking up from the worksheet is—		And your filing status is—						If the amount you are looking up from the worksheet is—		And your filing status is—					
		Single, head of household, or qualifying widow(er) and you have—			Married filing jointly and you have—					Single, head of household, or qualifying widow(er) and you have—			Married filing jointly and you have—		
		No children	One child	Two children	No children	One child	Two children			No children	One child	Two children	No children	One child	Two children
At least	But less than	Your credit is—			Your credit is—			At least	But less than	Your credit is—			Your credit is—		
25,000	25,050	0	849	1,987	0	1,009	2,197	28,000	28,050	0	370	1,355	0	529	1,565
25,050	25,100	0	841	1,976	0	1,001	2,187	28,050	28,100	0	362	1,344	0	521	1,555
25,100	25,150	0	833	1,965	0	993	2,176	28,100	28,150	0	354	1,334	0	513	1,544
25,150	25,200	0	825	1,955	0	985	2,166	28,150	28,200	0	346	1,323	0	505	1,534
25,200	25,250	0	817	1,944	0	977	2,155	28,200	28,250	0	338	1,313	0	497	1,523
25,250	25,300	0	809	1,934	0	969	2,145	28,250	28,300	0	330	1,302	0	489	1,513
25,300	25,350	0	801	1,923	0	961	2,134	28,300	28,350	0	322	1,292	0	481	1,502
25,350	25,400	0	793	1,913	0	953	2,123	28,350	28,400	0	314	1,281	0	473	1,492
25,400	25,450	0	785	1,902	0	945	2,113	28,400	28,450	0	306	1,271	0	465	1,481
25,450	25,500	0	777	1,892	0	937	2,102	28,450	28,500	0	298	1,260	0	457	1,471
25,500	25,550	0	769	1,881	0	929	2,092	28,500	28,550	0	290	1,249	0	449	1,460
25,550	25,600	0	761	1,871	0	921	2,081	28,550	28,600	0	282	1,239	0	442	1,450
25,600	25,650	0	753	1,860	0	913	2,071	28,600	28,650	0	274	1,228	0	434	1,439
25,650	25,700	0	745	1,850	0	905	2,060	28,650	28,700	0	266	1,218	0	426	1,428
25,700	25,750	0	737	1,839	0	897	2,050	28,700	28,750	0	258	1,207	0	418	1,418
25,750	25,800	0	729	1,829	0	889	2,039	28,750	28,800	0	250	1,197	0	410	1,407
25,800	25,850	0	721	1,818	0	881	2,029	28,800	28,850	0	242	1,186	0	402	1,397
25,850	25,900	0	713	1,808	0	873	2,018	28,850	28,900	0	234	1,176	0	394	1,386
25,900	25,950	0	705	1,797	0	865	2,008	28,900	28,950	0	226	1,165	0	386	1,376
25,950	26,000	0	697	1,786	0	857	1,997	28,950	29,000	0	218	1,155	0	378	1,365
26,000	26,050	0	689	1,776	0	849	1,987	29,000	29,050	0	210	1,144	0	370	1,355
26,050	26,100	0	681	1,765	0	841	1,976	29,050	29,100	0	202	1,134	0	362	1,344
26,100	26,150	0	673	1,755	0	833	1,965	29,100	29,150	0	194	1,123	0	354	1,334
26,150	26,200	0	665	1,744	0	825	1,955	29,150	29,200	0	186	1,113	0	346	1,323
26,200	26,250	0	657	1,734	0	817	1,944	29,200	29,250	0	178	1,102	0	338	1,313
26,250	26,300	0	649	1,723	0	809	1,934	29,250	29,300	0	170	1,092	0	330	1,302
26,300	26,350	0	641	1,713	0	801	1,923	29,300	29,350	0	162	1,081	0	322	1,292
26,350	26,400	0	633	1,702	0	793	1,913	29,350	29,400	0	154	1,070	0	314	1,281
26,400	26,450	0	625	1,692	0	785	1,902	29,400	29,450	0	146	1,060	0	306	1,271
26,450	26,500	0	617	1,681	0	777	1,892	29,450	29,500	0	138	1,049	0	298	1,260
26,500	26,550	0	609	1,671	0	769	1,881	29,500	29,550	0	130	1,039	0	290	1,249
26,550	26,600	0	601	1,660	0	761	1,871	29,550	29,600	0	122	1,028	0	282	1,239
26,600	26,650	0	593	1,650	0	753	1,860	29,600	29,650	0	114	1,018	0	274	1,228
26,650	26,700	0	585	1,639	0	745	1,850	29,650	29,700	0	106	1,007	0	266	1,218
26,700	26,750	0	577	1,629	0	737	1,839	29,700	29,750	0	98	997	0	258	1,207
26,750	26,800	0	569	1,618	0	729	1,829	29,750	29,800	0	90	986	0	250	1,197
26,800	26,850	0	561	1,607	0	721	1,818	29,800	29,850	0	82	976	0	242	1,186
26,850	26,900	0	553	1,597	0	713	1,808	29,850	29,900	0	74	965	0	234	1,176
26,900	26,950	0	545	1,586	0	705	1,797	29,900	29,950	0	66	955	0	226	1,165
26,950	27,000	0	537	1,576	0	697	1,786	29,950	30,000	0	58	944	0	218	1,155
27,000	27,050	0	529	1,565	0	689	1,776	30,000	30,050	0	50	934	0	210	1,144
27,050	27,100	0	521	1,555	0	681	1,765	30,050	30,100	0	42	923	0	202	1,134
27,100	27,150	0	513	1,544	0	673	1,755	30,100	30,150	0	34	912	0	194	1,123
27,150	27,200	0	505	1,534	0	665	1,744	30,150	30,200	0	26	902	0	186	1,113
27,200	27,250	0	497	1,523	0	657	1,734	30,200	30,250	0	18	891	0	178	1,102
27,250	27,300	0	489	1,513	0	649	1,723	30,250	30,300	0	10	881	0	170	1,092
27,300	27,350	0	481	1,502	0	641	1,713	30,300	30,350	0	**	870	0	162	1,081
27,350	27,400	0	473	1,492	0	633	1,702	30,350	30,400	0	0	860	0	154	1,070
27,400	27,450	0	465	1,481	0	625	1,692	30,400	30,450	0	0	849	0	146	1,060
27,450	27,500	0	457	1,471	0	617	1,681	30,450	30,500	0	0	839	0	138	1,049
27,500	27,550	0	449	1,460	0	609	1,671	30,500	30,550	0	0	828	0	130	1,039
27,550	27,600	0	442	1,450	0	601	1,660	30,550	30,600	0	0	818	0	122	1,028
27,600	27,650	0	434	1,439	0	593	1,650	30,600	30,650	0	0	807	0	114	1,018
27,650	27,700	0	426	1,428	0	585	1,639	30,650	30,700	0	0	797	0	106	1,007
27,700	27,750	0	418	1,418	0	577	1,629	30,700	30,750	0	0	786	0	98	997
27,750	27,800	0	410	1,407	0	569	1,618	30,750	30,800	0	0	776	0	90	986
27,800	27,850	0	402	1,397	0	561	1,607	30,800	30,850	0	0	765	0	82	976
27,850	27,900	0	394	1,386	0	553	1,597	30,850	30,900	0	0	755	0	74	965
27,900	27,950	0	386	1,376	0	545	1,586	30,900	30,950	0	0	744	0	66	955
27,950	28,000	0	378	1,365	0	537	1,576	30,950	31,000	0	0	733	0	58	944

**If the amount you are looking up from the worksheet is at least \$30,300 (\$31,300 if married filing jointly) but less than \$30,338 (\$31,338 if married filing jointly), your credit is \$3. Otherwise, you cannot take the credit.

(Continued on page 53)

2004 Earned Income Credit (EIC) Table—Continued (Caution. This is not a tax table.)

If the amount you are looking up from the worksheet is—		And your filing status is—						If the amount you are looking up from the worksheet is—		And your filing status is—					
		Single, head of household, or qualifying widow(er) and you have—			Married filing jointly and you have—					Single, head of household, or qualifying widow(er) and you have—			Married filing jointly and you have—		
		No children	One child	Two children	No children	One child	Two children			No children	One child	Two children	No children	One child	Two children
At least	But less than	Your credit is—			Your credit is—			At least	But less than	Your credit is—			Your credit is—		
31,000	31,050	0	0	723	0	50	934	33,500	33,550	0	0	196	0	0	407
31,050	31,100	0	0	712	0	42	923	33,550	33,600	0	0	186	0	0	397
31,100	31,150	0	0	702	0	34	912	33,600	33,650	0	0	175	0	0	386
31,150	31,200	0	0	691	0	26	902	33,650	33,700	0	0	165	0	0	375
31,200	31,250	0	0	681	0	18	891	33,700	33,750	0	0	154	0	0	365
31,250	31,300	0	0	670	0	10	881	33,750	33,800	0	0	144	0	0	354
31,300	31,350	0	0	660	0	**	870	33,800	33,850	0	0	133	0	0	344
31,350	31,400	0	0	649	0	0	860	33,850	33,900	0	0	123	0	0	333
31,400	31,450	0	0	639	0	0	849	33,900	33,950	0	0	112	0	0	323
31,450	31,500	0	0	628	0	0	839	33,950	34,000	0	0	102	0	0	312
31,500	31,550	0	0	618	0	0	828	34,000	34,050	0	0	91	0	0	302
31,550	31,600	0	0	607	0	0	818	34,050	34,100	0	0	81	0	0	291
31,600	31,650	0	0	597	0	0	807	34,100	34,150	0	0	70	0	0	281
31,650	31,700	0	0	586	0	0	797	34,150	34,200	0	0	60	0	0	270
31,700	31,750	0	0	576	0	0	786	34,200	34,250	0	0	49	0	0	260
31,750	31,800	0	0	565	0	0	776	34,250	34,300	0	0	39	0	0	249
31,800	31,850	0	0	554	0	0	765	34,300	34,350	0	0	28	0	0	239
31,850	31,900	0	0	544	0	0	755	34,350	34,400	0	0	17	0	0	228
31,900	31,950	0	0	533	0	0	744	34,400	34,450	0	0	7	0	0	218
31,950	32,000	0	0	523	0	0	733	34,450	34,500	0	0	***	0	0	207
32,000	32,050	0	0	512	0	0	723	34,500	34,550	0	0	0	0	0	196
32,050	32,100	0	0	502	0	0	712	34,550	34,600	0	0	0	0	0	186
32,100	32,150	0	0	491	0	0	702	34,600	34,650	0	0	0	0	0	175
32,150	32,200	0	0	481	0	0	691	34,650	34,700	0	0	0	0	0	165
32,200	32,250	0	0	470	0	0	681	34,700	34,750	0	0	0	0	0	154
32,250	32,300	0	0	460	0	0	670	34,750	34,800	0	0	0	0	0	144
32,300	32,350	0	0	449	0	0	660	34,800	34,850	0	0	0	0	0	133
32,350	32,400	0	0	439	0	0	649	34,850	34,900	0	0	0	0	0	123
32,400	32,450	0	0	428	0	0	639	34,900	34,950	0	0	0	0	0	112
32,450	32,500	0	0	418	0	0	628	34,950	35,000	0	0	0	0	0	102
32,500	32,550	0	0	407	0	0	618	35,000	35,050	0	0	0	0	0	91
32,550	32,600	0	0	397	0	0	607	35,050	35,100	0	0	0	0	0	81
32,600	32,650	0	0	386	0	0	597	35,100	35,150	0	0	0	0	0	70
32,650	32,700	0	0	375	0	0	586	35,150	35,200	0	0	0	0	0	60
32,700	32,750	0	0	365	0	0	576	35,200	35,250	0	0	0	0	0	49
32,750	32,800	0	0	354	0	0	565	35,250	35,300	0	0	0	0	0	39
32,800	32,850	0	0	344	0	0	554	35,300	35,350	0	0	0	0	0	28
32,850	32,900	0	0	333	0	0	544	35,350	35,400	0	0	0	0	0	17
32,900	32,950	0	0	323	0	0	533	35,400	35,450	0	0	0	0	0	7
32,950	33,000	0	0	312	0	0	523	35,450	35,458	0	0	0	0	0	1
33,000	33,050	0	0	302	0	0	512	35,458 or more		0	0	0	0	0	0
33,050	33,100	0	0	291	0	0	502								
33,100	33,150	0	0	281	0	0	491								
33,150	33,200	0	0	270	0	0	481								
33,200	33,250	0	0	260	0	0	470								
33,250	33,300	0	0	249	0	0	460								
33,300	33,350	0	0	239	0	0	449								
33,350	33,400	0	0	228	0	0	439								
33,400	33,450	0	0	218	0	0	428								
33,450	33,500	0	0	207	0	0	418								

**If the amount you are looking up from the worksheet is at least \$30,300 (\$31,300 if married filing jointly) but less than \$30,338 (\$31,338 if married filing jointly), your credit is \$3. Otherwise, you cannot take the credit.

***If the amount you are looking up from the worksheet is at least \$34,450 but less than \$34,458, your credit is \$1. Otherwise, you cannot take the credit.

How To Get Tax Help

You can get help with unresolved tax issues, order free publications and forms, ask tax questions, and get more information from the IRS in several ways. By selecting the method that is best for you, you will have quick and easy access to tax help.

Contacting your Taxpayer Advocate. If you have attempted to deal with an IRS problem unsuccessfully, you should contact your Taxpayer Advocate.

The Taxpayer Advocate independently represents your interests and concerns within the IRS by protecting your rights and resolving problems that have not been fixed through normal channels. While Taxpayer Advocates cannot change the tax law or make a technical tax decision, they can clear up problems that resulted from previous contacts and ensure that your case is given a complete and impartial review.

To contact your Taxpayer Advocate:

- Call the Taxpayer Advocate toll free at 1-877-777-4778.
- Call, write, or fax the Taxpayer Advocate office in your area.
- Call 1-800-829-4059 if you are a TTY/TDD user.
- Visit www.irs.gov/advocate.

For more information, see Publication 1546, The Taxpayer Advocate Service of the IRS—How To Get Help With Unresolved Tax Problems.

Free tax services. To find out what services are available, get Publication 910, IRS Guide to Free Tax Services. It contains a list of free tax publications and an index of tax topics. It also describes other free tax information services, including tax education and assistance programs and a list of TeleTax topics.



Internet. You can access the IRS website 24 hours a day, 7 days a week, at www.irs.gov to:

- *E-file* your return. Find out about commercial tax preparation and *e-file* services available free to eligible taxpayers.
- Check the status of your 2004 refund. Click on *Where's My Refund*. Be sure to wait at least 6 weeks from the date you filed your return (3 weeks if you filed electronically). Have your 2004 tax return available because you will need to know your filing status and the exact whole dollar amount of your refund.
- Download forms, instructions, and publications.
- Order IRS products online.
- Research your tax questions online.
- Search publications online by topic or keyword.
- View Internal Revenue Bulletins (IRBs) published in the last few years.
- Figure your withholding allowances using our Form W-4 calculator.
- Sign up to receive local and national tax news by email.
- Get information on starting and operating a small business.



Fax. You can get over 100 of the most requested forms and instructions 24 hours a day, 7 days a week, by fax. Just call 703-368-9694 from the telephone connected to your fax machine. When you call, you will hear instructions on how to use the service. The items you request will be faxed to you.

For help with transmission problems, call 703-487-4608.

Long-distance charges may apply.



Phone. *Many services are available by phone.*

- *Ordering forms, instructions, and publications.* Call 1-800-829-3676 to order current-year forms, instructions, and publications and prior-year forms and instructions. You should receive your order within 10 days.
- *Asking tax questions.* Call the IRS with your tax questions at 1-800-829-1040.
- *Solving problems.* You can get face-to-face help solving tax problems every business day in IRS Taxpayer Assistance Centers. An employee can explain IRS letters, request adjustments to your account, or help you set up a payment plan. Call your local Taxpayer Assistance Center for an appointment. To find the number, go to www.irs.gov/localcontacts or look in the phone book under *United States Government, Internal Revenue Service*.
- *TTY/TDD equipment.* If you have access to TTY/TDD equipment, call 1-800-829-4059 to ask tax questions or to order forms and publications.
- *TeleTax topics.* Call 1-800-829-4477 and press 2 to listen to pre-recorded messages covering various tax topics.
- *Refund information.* If you would like to check the status of your 2004 refund, call 1-800-829-4477 and press 1 for automated refund information or call 1-800-829-1954. Be sure to wait at least 6 weeks from the date you filed your return (3 weeks if you filed electronically). Have your 2004 tax return available because you will need to know your filing status and the exact whole dollar amount of your refund.

Evaluating the quality of our telephone services. To ensure that IRS representatives give accurate, courteous, and professional answers, we use several methods to evaluate the quality of our telephone services. One method is for a second IRS representative to sometimes listen in on or record telephone calls. Another is to ask some callers to complete a short survey at the end of the call.



Walk-in. *Many products and services are available on a walk-in basis.*

- *Products.* You can walk in to many post offices, libraries, and IRS offices to pick up certain forms, instructions, and publications. Some IRS offices, libraries, grocery stores, copy centers, city and county government offices, credit unions, and office supply stores have a collection of products available to print from a CD-ROM or photocopy from reproducible proofs. Also, some IRS offices and libraries have the Internal Revenue Code, regulations, Internal Revenue Bulletins, and Cumulative Bulletins available for research purposes.
- *Services.* You can walk in to your local Taxpayer Assistance Center every business day to ask tax questions or get help with a tax problem. An employee can explain IRS letters, request adjustments to your account, or help you set up a payment plan. You can set up an appointment by calling your local Center and, at the prompt, leaving a message requesting Everyday Tax Solutions help. A representative will call you back within 2 business days to schedule an in-person appointment at your convenience. To find the number, go to www.irs.gov/localcontacts or look in the phone book under *United States Government, Internal Revenue Service*.



Mail. You can send your order for forms, instructions, and publications to the Distribution Center nearest to you and receive a response within 10 business days after your request is received. Use the address that applies to your part of the country.

- **Western part of U.S.:**
Western Area Distribution Center
Rancho Cordova, CA 95743-0001
- **Central part of U.S.:**
Central Area Distribution Center
P.O. Box 8903
Bloomington, IL 61702-8903
- **Eastern part of U.S. and foreign addresses:**
Eastern Area Distribution Center
P.O. Box 85074
Richmond, VA 23261-5074



CD-ROM for tax products. You can order Publication 1796, *IRS Federal Tax Products CD-ROM*, and obtain:

- Current-year forms, instructions, and publications.
- Prior-year forms and instructions.
- Frequently requested tax forms that may be filled in electronically, printed out for submission, or saved for recordkeeping.
- Internal Revenue Bulletins.

Buy the CD-ROM from National Technical Information Service (NTIS) at www.irs.gov/cdorders for \$22 (no handling fee) or call 1-877-233-6767 toll free to buy the CD-ROM for \$22 (plus a \$5 handling fee). The first release is available in early January and the final release is available in late February.



CD-ROM for small businesses. Publication 3207, *The Small Business Resource Guide, CD-ROM 2004*, is a must for every small business owner or any taxpayer about to start a business. This handy, interactive CD contains all the business tax forms, instructions, and publications needed to successfully manage a business. In addition, the CD provides other helpful information, such as how to prepare a business plan, finding financing for your business, and much more. The design of the CD makes finding information easy and quick and incorporates file formats and browsers that can be run on virtually any desktop or laptop computer.

It is available in early April. You can get a free copy by calling 1-800-829-3676 or by visiting www.irs.gov/smallbiz.

Index

A

Adopted child (13)
 Adoption taxpayer identification number (ATIN) (16)
 Advance EIC (3, 28)
 Age test
 See: Qualifying child
 Alaska Permanent Fund dividends (9, 36)
 Alimony (11)
 Annuities (11)
 Armed forces (12, 16, 21)
 Assistance
 See: Tax help

B

Basic Allowance for Housing (BAH) (12)
 Basic Allowance for Subsistence (BAS) (12)

C

Child:
 Birth or death of (16)
 Foster child (13, 19, 21)
 Married child (14)
 Child support (11)
 Clergy (23)
 Combat zone pay (12)
 Comments on publication (5)
 Community property (6, 12)

D

Detailed examples (31)
 Disability benefits (11)
 Disallowance of the EIC (26)
 Dividend income (11)

E

Earned income (10, 11)
 Earned Income Credit (EIC) Table (42)
 Extended active duty (16, 21)

F

Figuring:
 EIC yourself (22, 24)

Filing status:
 Head of household (7)
 Married filing a joint return (7)

Forms:
 1040 (9, 36)
 1040X (7)
 2555 (8)
 2555-EZ (8)
 4029 (11)
 4361 (11)
 4797 (9, 36)
 4868 (7)
 8836 (3)
 8862 (26, 27)
 W-5 (29, 30)

Foster care payments (11)
 Foster child (13, 19, 21)
 Fraud (27)
 Free tax services (48)

H

Head of household (7)
 Help
 See: Tax help
 Home (21)
 Homeless (15, 21)

I

Income that is not earned income (11)
 Individual taxpayer identification number (ITIN) (7, 16)
 Inmate (11)
 Interest income (11)
 Investment income (8)
 IRS can figure EIC for you (23)

K

Kidnapped child (16)

M

Married filing a joint return (7)
 Military:
 Nontaxable pay (12)
 Outside U.S. (16, 21)
 Minister (10, 23)
 More information
 See: Tax help

N

Net earnings, self-employment (10)
Nonresident alien married to a U.S. citizen
or resident alien (7)

P

Passive activity (9, 36)
Pensions (11)
Prisoner (11)
Publications
See: Tax help

Q

Qualifying child:
Age test (13, 15)
Home (15)
Of another person (19)
Permanently and totally disabled (15)
Relationship test (13)
Residency test (13, 15)
United States (15)

R

Railroad retirement benefits (11)
Relationship test
See: Qualifying child
Residency test
See: Qualifying child

S

Salaries, wages, and tips (10)
Schedules:
C or C-EZ (10)
E (9, 36)
EIC (25, 33)
SE (25)

School (15)
Self-employed persons (24)
Self-employment income (10)
Self-employment tax (25)
Social security benefits (11)
Social security number (SSN) (6, 16)
Statutory employee (10, 25)
Strike benefits (11)
Student (15)
Suggestions for publication (5)

T

Tax help (48)
Taxpayer Advocate (48)
Taxpayer identification number:
Adoption taxpayer identification number
(ATIN) (16)
Individual taxpayer identification
number (ITIN) (7, 16)
Social security number (SSN) (6, 16)
Tips, wages, and salaries (10)
TTY/TDD information (48)

U

Unemployment compensation (11)
United States (15, 21)

V

Veterans' benefits (11)

W

Wages, salaries, and tips (10)
Welfare benefits (11)
Workers' compensation benefits (11)
Workfare payments (12)
Worksheet 1 (9)

EIC Eligibility Checklist

<i>You may claim the EIC if you answer "Yes" to all the following questions.*</i>		
	Yes	No
<p>1. Is your AGI less than:</p> <ul style="list-style-type: none"> • \$11,490 (\$12,490 for married filing jointly) if you do not have a qualifying child, • \$30,338 (\$31,338 for married filing jointly) if you have one qualifying child, or • \$34,458 (\$35,458 for married filing jointly) if you have more than one qualifying child? (See <i>Rule 1</i>.) 	<input type="checkbox"/>	<input type="checkbox"/>
2. Do you, your spouse, and your qualifying child each have a valid SSN? (See <i>Rule 2</i> .)	<input type="checkbox"/>	<input type="checkbox"/>
<p>3. Is your filing status married filing jointly, head of household, qualifying widow(er), or single? (See <i>Rule 3</i>.)</p> <p>Caution: If you are a nonresident alien, answer "Yes" only if your filing status is married filing jointly and you are married to a U.S. citizen or resident alien. (See <i>Rule 4</i>.)</p>	<input type="checkbox"/>	<input type="checkbox"/>
4. Answer "Yes" if you are not filing Form 2555 or Form 2555-EZ. Otherwise, answer "No." (See <i>Rule 5</i> .)	<input type="checkbox"/>	<input type="checkbox"/>
5. Is your investment income \$2,650 or less? (See <i>Rule 6</i> .)	<input type="checkbox"/>	<input type="checkbox"/>
<p>6. Is your total earned income at least \$1 but less than:</p> <ul style="list-style-type: none"> • \$11,490 (\$12,490 for married filing jointly) if you do not have a qualifying child, • \$30,338 (\$31,338 for married filing jointly) if you have one qualifying child, or • \$34,458 (\$35,458 for married filing jointly) if you have more than one qualifying child? (See <i>Rules 7</i> and <i>15</i>.) 	<input type="checkbox"/>	<input type="checkbox"/>
7. Answer "Yes" if you (and your spouse if filing a joint return) are not a qualifying child of another person. Otherwise, answer "No." (See <i>Rules 10</i> and <i>13</i> .)	<input type="checkbox"/>	<input type="checkbox"/>
STOP: If you have a qualifying child, answer questions 8 and 9 and skip 10–12. If you do not have a qualifying child, skip questions 8 and 9 and answer 10–12.*		
8. Does your child meet the age, residency, and relationship tests for a qualifying child? (See <i>Rule 8</i> .)	<input type="checkbox"/>	<input type="checkbox"/>
9. Is your child a qualifying child only for you? Answer "Yes" if your qualifying child also meets the tests to be a qualifying child of another person, but either (a) the other person is not claiming the EIC using that child, or (b) if both you and the other person claim the EIC using that child, <i>Rule 9</i> will allow only you to treat the child as a qualifying child. (See <i>Rule 9</i> .)	<input type="checkbox"/>	<input type="checkbox"/>
10. Were you (or your spouse if filing a joint return) at least age 25 but under age 65 at the end of 2004? (See <i>Rule 11</i> .)	<input type="checkbox"/>	<input type="checkbox"/>
11. Answer "Yes" if you (and your spouse if filing a joint return) cannot be claimed as a dependent on anyone else's return. Answer "No" if you (or your spouse if filing a joint return) can be claimed as a dependent on someone else's return. (See <i>Rule 12</i> .)	<input type="checkbox"/>	<input type="checkbox"/>
12. Was your main home (and your spouse's if filing a joint return) in the United States for more than half the year? (See <i>Rule 14</i> .)	<input type="checkbox"/>	<input type="checkbox"/>
<p>*PERSONS WITH A QUALIFYING CHILD: If you answered "Yes" to questions 1 through 9, you can claim the EIC. Remember to fill out Schedule EIC and attach it to your Form 1040 or Form 1040A. You cannot use Form 1040EZ.</p> <p>PERSONS WITHOUT A QUALIFYING CHILD: If you answered "Yes" to questions 1 through 7, and 10 through 12, you can claim the EIC.</p> <p>If you answered "No" to any question that applies to you: You cannot claim the EIC.</p>		